


HORTON BRASSES, INC.

MAKERS OF FINE HARDWARE

~ SINCE 1936 ~

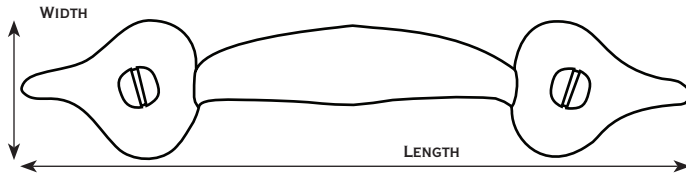
Digital Catalog 2019



Horton's Forge

HF-2 Iron Grips

Traditional iron grips for every application. Fully hand forged by our smith in Tennessee, our grips are patterned off of early American originals. The 4" and 5" sizes were common throughout the 13 colonies. We've expanded the sizes to a 6" and a 12" for more usability. The 12" is great on appliances and large drawers. Appropriate in a variety of settings, from colonial kitchens, to log cabins, to carriage houses. Four sizes, 3 finial ends, in stock all the time. Custom variations available.



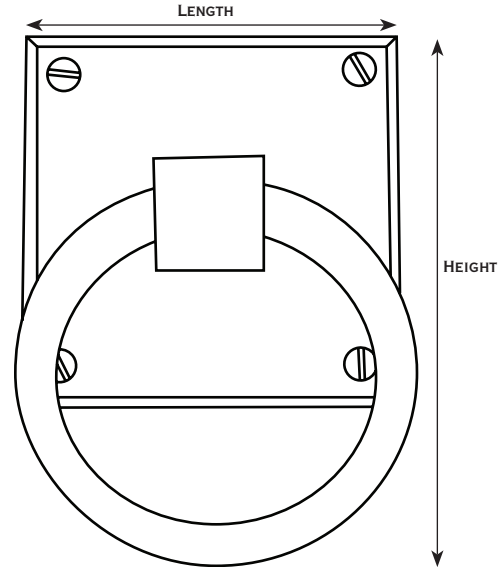
Dimensions

	length	width	projection	hand space
HF-2 4"	4 ³ / ₈ "	1 ¹ / ₄ "	1 ¹ / ₈ "	1"
HF-2 5"	5 ³ / ₈ "	1 ¹ / ₄ "	1 ¹ / ₈ "	1 ³ / ₁₆ "
HF-2 6"	6 ¹ / ₄ "	1 ¹ / ₄ "	1 ⁵ / ₈ "	1 ⁷ / ₁₆ "
HF-2 12"	12 ³ / ₈ "	1 ¹ / ₂ "	1 ³ / ₄ "	1 ⁵ / ₈ "



Iron Ring Pulls

Custom hand forged iron ring pulls, in three sizes for anything from cabinetry to barn doors. Each piece is hand forged one at a time, the old fashioned way: with a hammer, an anvil, and a coal fire. We chose a square backplate as the stock choice, but we can make it round, rectangular, or skip it altogether. Custom iron is limited only by imagination. Pyramid head screws are included with each pull.

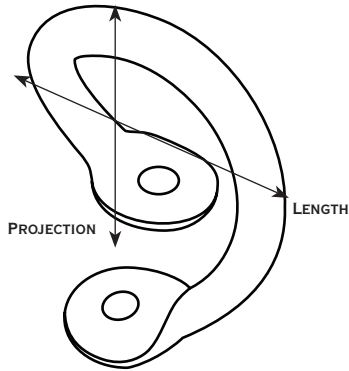


Dimensions

	length	height	ring diameter
HFR-1	1 $\frac{1}{2}$ "	2"	1 $\frac{1}{2}$ "
HFR-2	2 $\frac{1}{2}$ "	3 $\frac{5}{8}$ "	2 $\frac{1}{2}$ "
HFR-3	3 $\frac{1}{2}$ "	5"	3 $\frac{1}{2}$ "

Forged Wire Pulls

One of our best selling styles of iron work. We've seen these pieces on everything from boxes to barns. As with all iron work, we can custom make them to fit your application if needed.



Dimensions

	length	width	projection
HF-19	$1\frac{3}{8}$ "	$1\frac{1}{4}$ "	$1\frac{3}{16}$ "
HF-20	$2\frac{5}{8}$ "	$1\frac{1}{4}$ "	$1\frac{3}{8}$ "



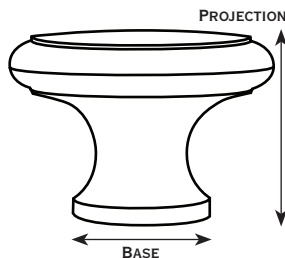
Forged Iron Knobs

Knobs weren't, and aren't something that should be hand forged. Blacksmithing doesn't lend itself particularly well to producing spherical shapes. But you still need knobs. These French made knobs are machine turned and hand finished—they match our iron perfectly.

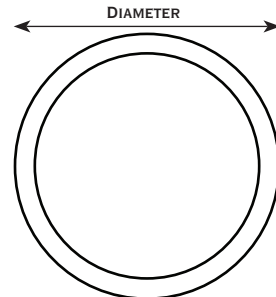


Dimensions

	diameter	base	projection
BK-1	$\frac{3}{4}$ "	$\frac{1}{2}$ "	$\frac{1}{2}$ "
BK-2	$\frac{15}{16}$ "	$\frac{9}{2}$ "	$\frac{5}{8}$ "
BK-3	$1\frac{1}{8}$ "	$\frac{5}{8}$ "	$\frac{13}{16}$ "
BK-4	$1\frac{3}{8}$ "	$\frac{11}{16}$ "	$\frac{15}{16}$ "



BK-4 ACTUAL SIZE
PROFILE VIEW

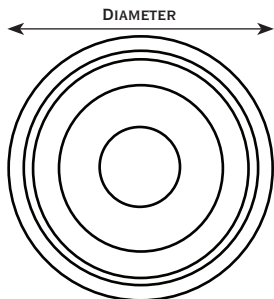


BK-4 ACTUAL SIZE
TOP VIEW

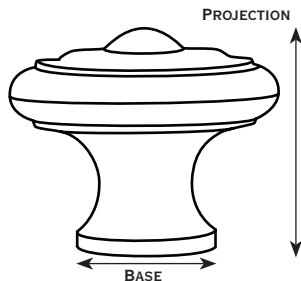
Pewter Knobs

These turned pewter knobs look quite distinctive when combined with hand forged black iron hinges. The hues of gray compliment the hand-worked, blackened iron very nicely.

Each pewter knob is created with a pattern of concentric circles, with an aged appearance. The period look of matured pewter along with having an attractive, versatile style, all pewter knobs are comfortable to grip long-term. For adding a touch of style to furniture, drawers, or doors, choose from two sizes of antique-style pewter knobs.



PK-14 ACTUAL SIZE
TOP VIEW



PK-14 ACTUAL SIZE
PROFILE VIEW

Dimensions

	diameter	base	projection
PK-13	$1\frac{1}{8}$ "	$\frac{5}{8}$ "	$\frac{7}{8}$ "
PK-14	$1\frac{3}{8}$ "	$\frac{11}{16}$ "	1"

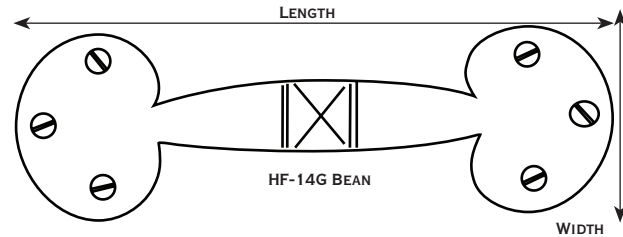


HF-14 Suffolk Latch Set

Hand forged latch sets were the primary door hardware throughout colonial America. Our smiths have been making these for us for decades. The HF-14 series is sized more for interior doors. Each piece is a work of art with a grip, thumber, catch, keeper, and bar. The HF-14G is simply a grip only—no hole for the thumber—often used on the opposite side of the HF-14 latch set. Available in regular and reverse bevel with three finial options.



HF-14 Ball & Spear

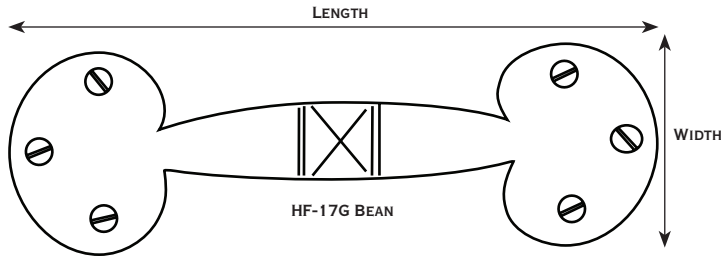


Dimensions

	length	width	projection	hand space
HF-14	8"	2 ¹ / ₈ "	1 ⁵ / ₈ "	1 ¹ / ₂ "
HF-14RB	8"	2 ¹ / ₈ "	1 ⁵ / ₈ "	1 ¹ / ₂ "
HF-14G	8"	2 ¹ / ₈ "	1 ⁵ / ₈ "	1 ¹ / ₂ "


HF-17 Suffolk Latch Set

The larger latch set to match the HF-14 series latches. The HF-17 and matching HG-17G are for exterior use in that they are sized for exterior doors. Built the same way as the HF-14 but with a few differences in the part design to make them better suited for heavy doors. As always, 3 finial ends to choose from-in stock and ready to ship.



Dimensions

	length	width	projection	hand space
HF-17	$9\frac{5}{16}$ "	$3\frac{3}{8}$ "	$1\frac{3}{4}$ "	$1\frac{5}{8}$ "
HF-17RB	$9\frac{5}{16}$ "	$3\frac{3}{8}$ "	$1\frac{3}{4}$ "	$1\frac{5}{8}$ "
HF-17G	$9\frac{5}{16}$ "	$3\frac{3}{8}$ "	$1\frac{3}{4}$ "	$1\frac{5}{8}$ "



HF-17 Heart



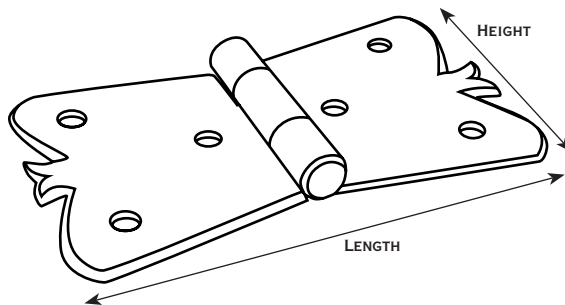
HF-60 Lancaster County Butterfly Hinge

Butterfly hinges, also known as dovetail hinges, are frequently used on corner cupboards, kitchen cabinets, bible boxes, and candle boxes. Our selection offers an attractive assortment of rounded and angular shapes and a choice of sizes. For complementing your cabinet, box, or reproduction furniture with sturdiness and dependability and classic styles, include a set of our forged iron butterfly hinges.

All of our hand forged iron is made the old fashioned way-with a hammer, anvil, and a coal fire. Each piece is made one at a time.

Dimensions

	length	height
HF-60	$3\frac{3}{8}$ "	2"



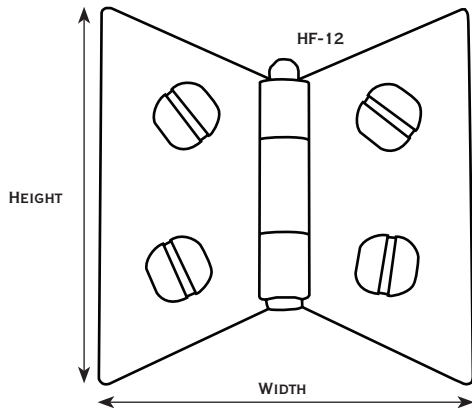
HF-12 Butterfly Hinges

Butterfly hinges, also known as dovetail hinges, are frequently used on corner cupboards, kitchen cabinets, bible boxes, and candle boxes. Our selection offers an attractive assortment of rounded and angular shapes and a choice of sizes. For complementing your cabinet, box, or reproduction furniture with sturdiness and dependability and classic styles, include a set of our forged iron butterfly hinges.

All of our hand forged iron is made the old fashioned way-with a hammer, anvil, and a coal fire. Each piece is made one at a time.

Dimensions

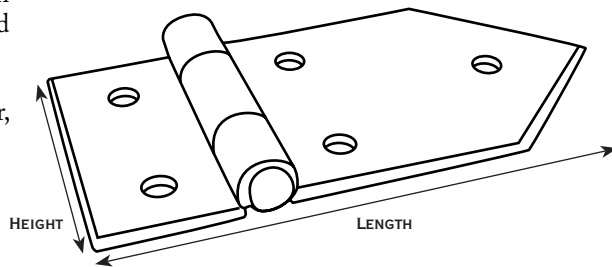
	width	height
HF-12	1 $\frac{1}{2}$ "	2"
HF-12	2"	2"
HF-12	2 $\frac{1}{2}$ "	3"



HF-63 Ipswich Cabinet Hinge

Butterfly hinges, also known as dovetail hinges, are frequently used on corner cupboards, kitchen cabinets, bible boxes, and candle boxes. Our selection offers an attractive assortment of rounded and angular shapes and a choice of sizes. For complementing your cabinet, box, or reproduction furniture with sturdiness and dependability and classic styles, include a set of our forged iron butterfly hinges.

All of our hand forged iron is made the old fashioned way-with a hammer, anvil, and a coal fire. Each piece is made one at a time.

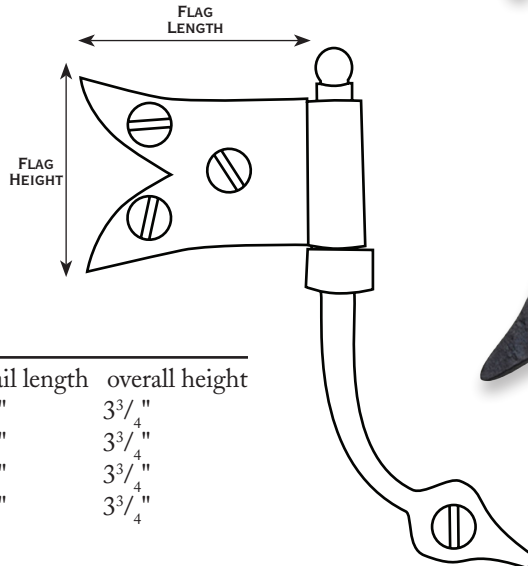


Dimensions

	length	height
HF-63	3"	1 1/2"

Rat-Tail Hinges

Rat tail hinges are a very early style of surface mounted hinge—essentially each one is a little pintle hinge. They give corner cupboards, cabinetry, and pine furniture in particular an authentic colonial look. We make two versions—one for flush doors and one for offset ($\frac{3}{8}$ " overlay) doors. There are a number of ways to make and install rat tails. Ours are made so that the 'flag' is fastened on the cabinet door—the 'tail' is secured via the wood screw and pintle on the cabinet frame. When done, the whole assembly is visible. We can easily custom make these larger, smaller, or with a different flag configuration.



Dimensions

	flag length	flag height	tail length	overall height
RT-L	2"	$1\frac{3}{8}$ "	4"	$3\frac{3}{4}$ "
RT-LO	2"	$1\frac{3}{8}$ "	4"	$3\frac{3}{4}$ "
RT-R	2"	$1\frac{3}{8}$ "	4"	$3\frac{3}{4}$ "
RT-RO	2"	$1\frac{3}{8}$ "	4"	$3\frac{3}{4}$ "



HF-24 Cupboard Latch

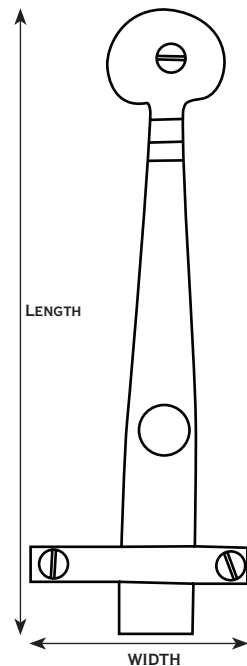
With a sturdy design and classic, antique-style look, cupboard latches secure smaller doors in place. For effectively keeping doors of food, supplies, or other items closed, these forged-iron latches are available in a variety of sizes, including standards and mini. Select from durable cupboard latches for right and left hinges.

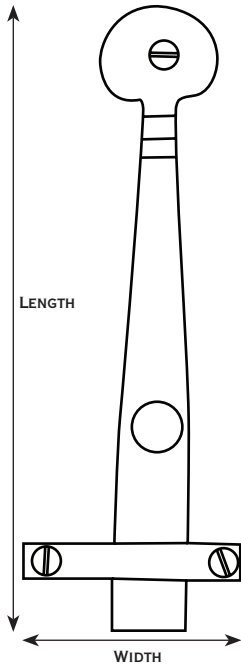
The HF-24 can only be opened from the outside.



Dimensions


	length	width
HF-24	$6\frac{3}{8}$ "	$2\frac{1}{4}$ "
HF-24S	$3\frac{3}{4}$ "	2"





Dimensions

	length	width
HF-25L	$6\frac{5}{8}$ "	$2\frac{1}{16}$ "
HF-25R	$6\frac{5}{8}$ "	$2\frac{1}{16}$ "



HF-25 Cupboard Latch

With a sturdy design and classic, antique-style look, cupboard latches secure smaller doors in place. For effectively keeping doors of food, supplies, or other items closed, these forged-iron latches are available in a variety of sizes, including standards and mini. Select from durable cupboard latches for right and left hinges.

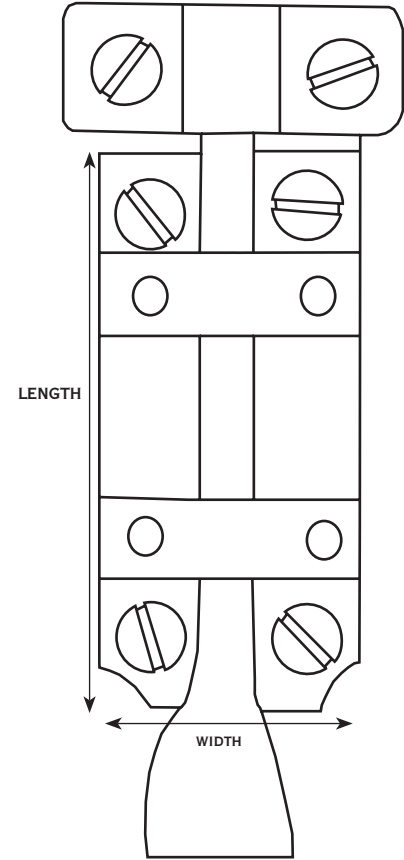
The HF-25 is identical to the HF-24 but has gracefully curved bar that comes through the door and allows the handle to be lifted (and the door opened) from the inside.

HF-21 Small Slide Bolt

A slide bolt for virtually every application. The heavy duty HF-23 slide bolt is good for full sized doors and has a flat spring installed between the bolt and the plate-this allows it to be used in vertical applications. The slightly smaller HF-22 is good for lighter doors and horizontal applications. The even more delicate HF-21 is best suited for cabinetry and cupboard doors.

Dimensions

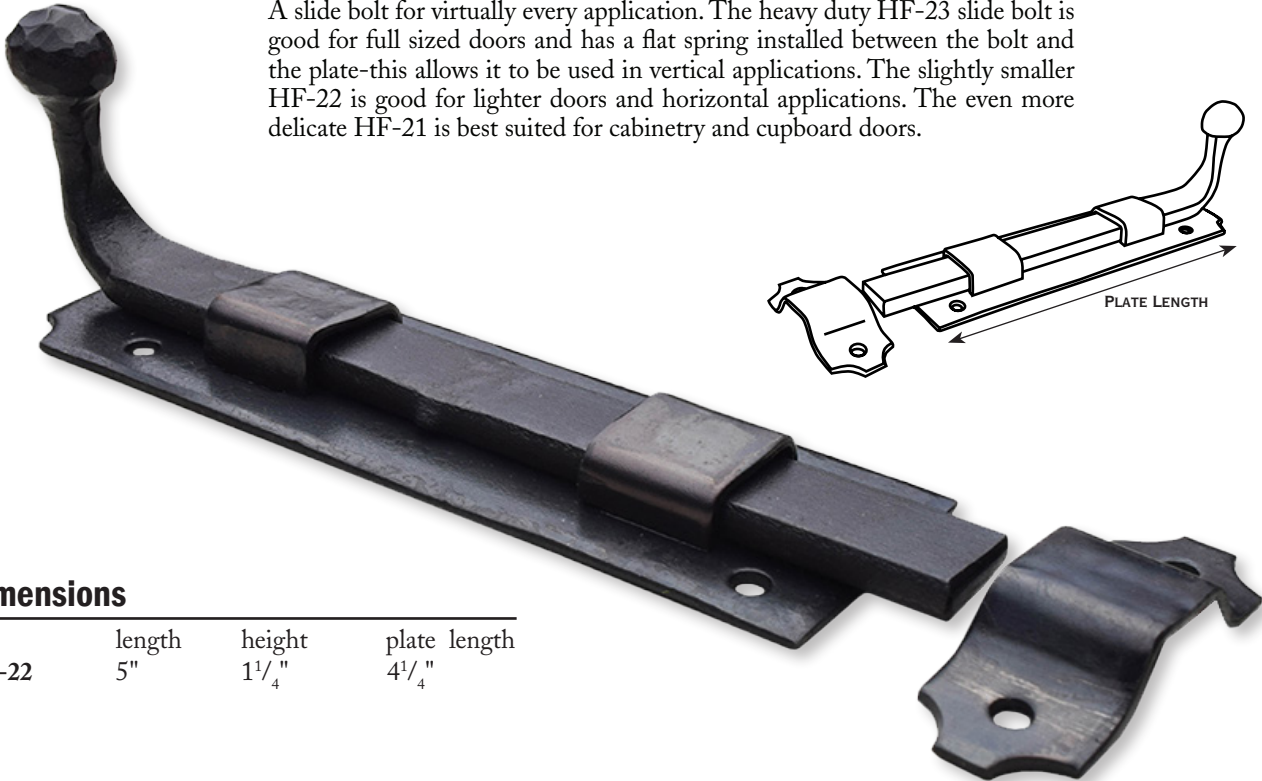
	length	width	plate length	plate height
HF-21	$4\frac{1}{2}$ "	$1\frac{1}{2}$ "	$2\frac{7}{8}$ "	$1\frac{1}{2}$ "



HF-21 ACTUAL SIZE

HF-22 Horizontal Slide Bolt

A slide bolt for virtually every application. The heavy duty HF-23 slide bolt is good for full sized doors and has a flat spring installed between the bolt and the plate-this allows it to be used in vertical applications. The slightly smaller HF-22 is good for lighter doors and horizontal applications. The even more delicate HF-21 is best suited for cabinetry and cupboard doors.



Dimensions

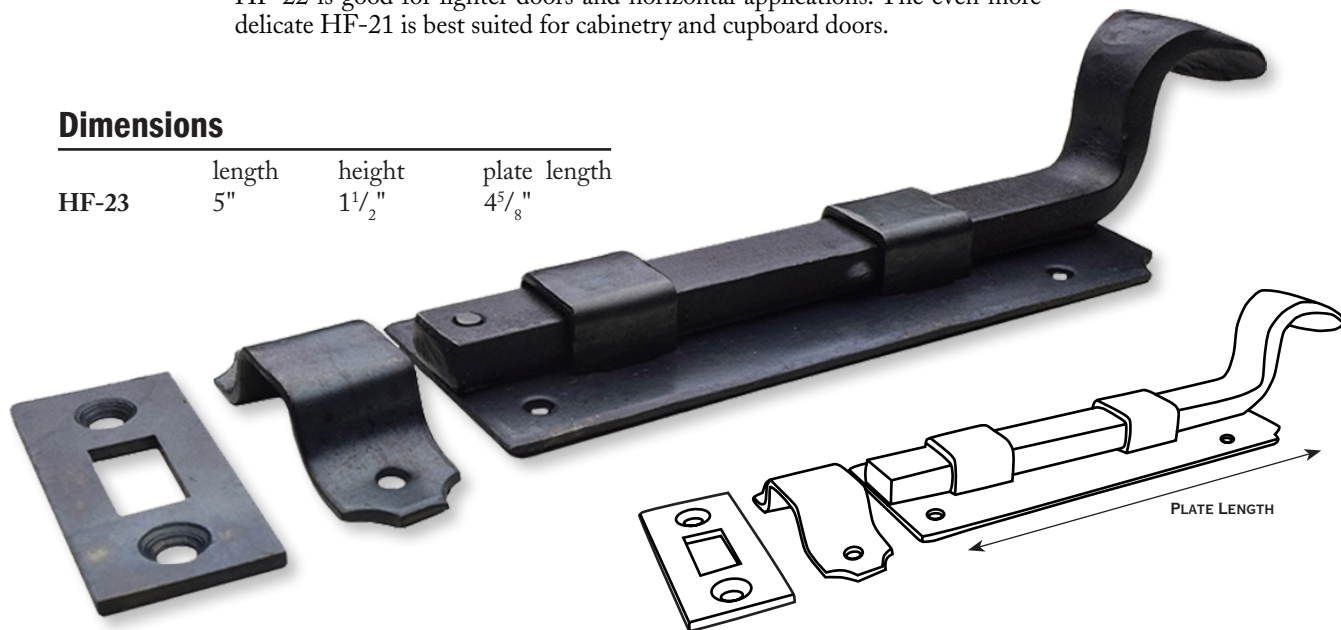
	length	height	plate length
HF-22	5"	1 $\frac{1}{4}$ "	4 $\frac{1}{4}$ "

HF-23 Vertical Slide Bolt

A slide bolt for virtually every application. The heavy duty HF-23 slide bolt is good for full sized doors and has a flat spring installed between the bolt and the plate-this allows it to be used in vertical applications. The slightly smaller HF-22 is good for lighter doors and horizontal applications. The even more delicate HF-21 is best suited for cabinetry and cupboard doors.

Dimensions

	length	height	plate length
HF-23	5"	1 $\frac{1}{2}$ "	4 $\frac{5}{8}$ "

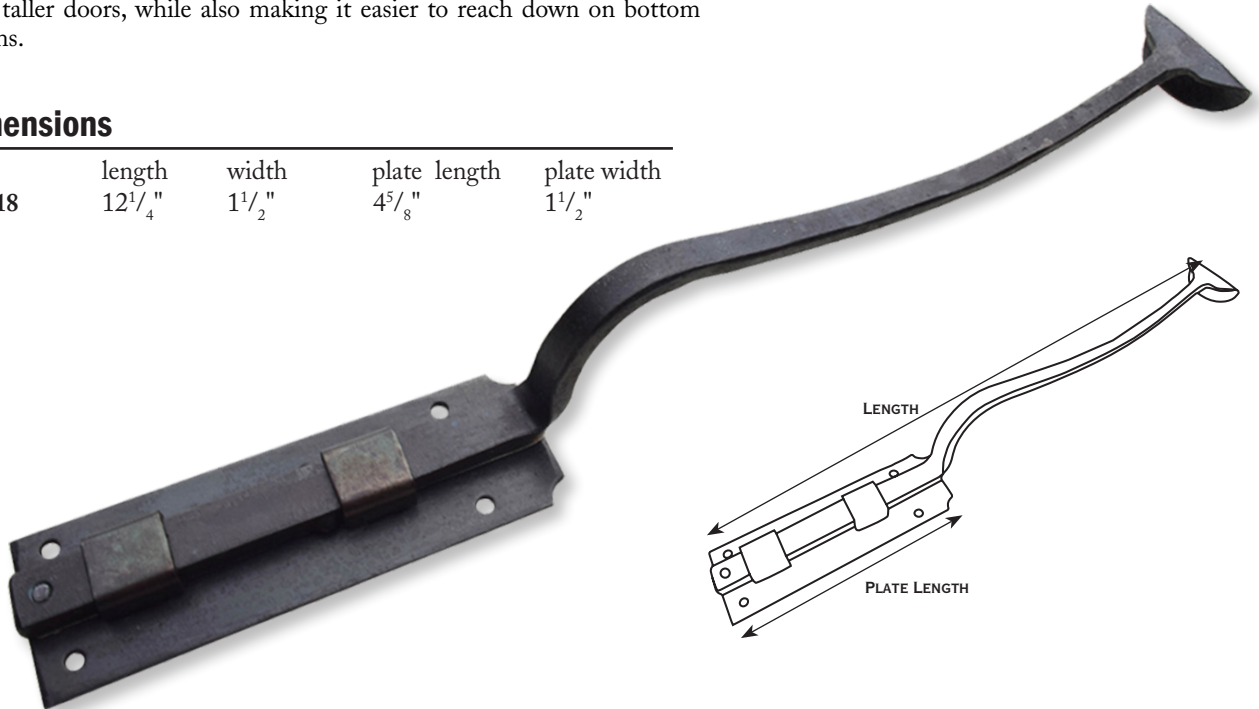


HF-18 French Door Cane Bolt

The HF-18 is about as elegant as a piece of iron work can get. Made with a heavy duty slide bolt, flat spring for vertical use, and a long elegant handle-this latch looks spectacular on French doors. The long handle also makes it possible to use on taller doors, while also making it easier to reach down on bottom applications.

Dimensions

	length	width	plate length	plate width
HF-18	12 $\frac{1}{4}$ "	1 $\frac{1}{2}$ "	4 $\frac{5}{8}$ "	1 $\frac{1}{2}$ "

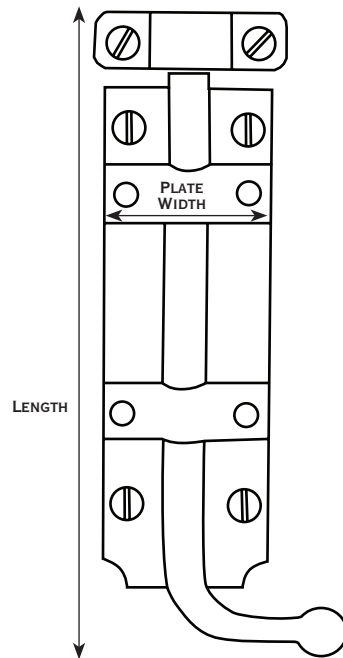



HF-26 Barrel Bolt for Horizontal Use

Made with a heavy duty slide bolt, flat spring for vertical use, and a long elegant handle-this latch looks spectacular on French doors. The long handle also makes it possible to use on taller doors, while also making it easier to reach down on bottom applications.

Dimensions

	length	width	plate length	plate width
HF-26	5 $\frac{1}{4}$ "	1 $\frac{1}{2}$ "	4 $\frac{1}{2}$ "	1 $\frac{1}{2}$ "





Dimensions

	length	width
HSP-1	$9\frac{1}{4}$ "	$1\frac{3}{16}$ "

HSP-1 Horizontal Iron Hasp with Hook

Fine forged hasps in three styles. Each one is fully forged by our blacksmiths. The HSP-1 has a horizontal keeper and hook, to keep closed. Perfect for use without a padlock. The HSP-2 has the same horizontal keeper without the hook. Finally the HSP-3 has a vertical keeper and no hook. Hasps are best suited to doors and chests.




Dimensions

	length	width
HSP-2	$9\frac{1}{4}$ "	$1\frac{3}{16}$ "

HSP-2 Horizontal Iron Hasp

Fine forged hasps in three styles. Each one is fully forged by our blacksmiths. The HSP-1 has a horizontal keeper and hook, to keep closed. Perfect for use without a padlock. The HSP-2 has the same horizontal keeper without the hook. Finally the HSP-3 has a vertical keeper and no hook. Hasps are best suited to doors and chests.



Dimensions

	length	width
HSP-3	$9\frac{1}{4}$ "	$1\frac{3}{16}$ "

HSP-3 Vertical Iron Hasp

Fine forged hasps in three styles. Each one is fully forged by our blacksmiths. The HSP-1 has a horizontal keeper and hook, to keep closed. Perfect for use without a padlock. The HSP-2 has the same horizontal keeper without the hook. Finally the HSP-3 has a vertical keeper and no hook. Hasps are best suited to doors and chests.

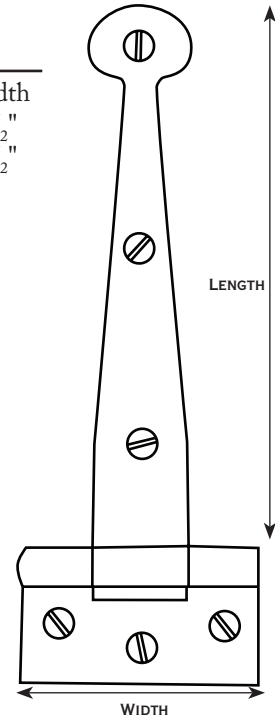
HF-9 Cupboard Strap Hinges

Small straps like these are made for use on cupboards, cabinet doors, and small interior doors (like closets or pantries). The butt plate comes set up to allow two mounting methods: surface mount it with the supplied pyramid head screws, or make a mortise and jamb mount it like a butt hinge. It works either way and both types of fasteners are included.

As with all iron work, each piece is completely hand forged by our smiths. The designs are based on colonial era ironwork. They are made, like the iron of old, to last forever. The HF-9 series hinges use 1" wide by $\frac{1}{8}$ " thick material. The pin is $\frac{3}{16}$ " diameter.

Dimensions

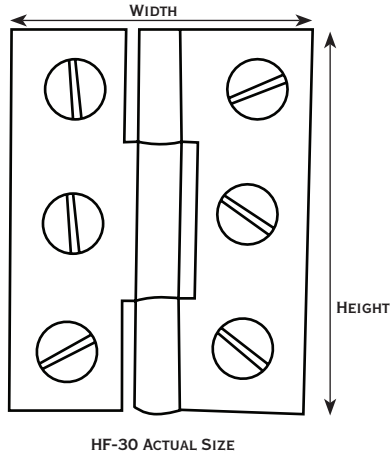
	length	width
HF-9	6"	$2\frac{1}{2}$ "
HF-9	8"	$2\frac{1}{2}$ "



HF-30 Wrought Iron Cabinet Butt Hinge

Handmade butt hinges for cabinet doors—a fully forged, full mortise three knuckle butt hinge. Sized for wood ranging from $\frac{3}{4}$ " to $1\frac{1}{8}$ " thick. Use them on cabinets, cupboards, and chests of all types.

Black slotted flat head screws are included.



Dimensions

	width	height
HF-30	1½"	2"



HF-32 Wrought Iron Cabinet Butt Hinge

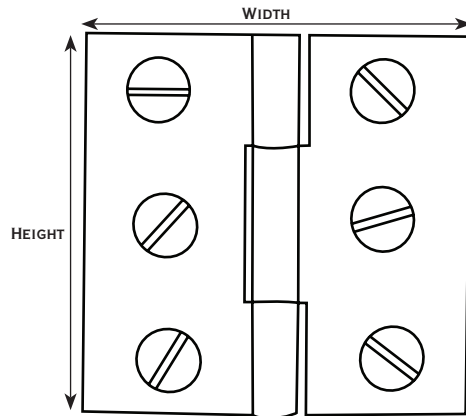
Handmade butt hinges for cabinet doors—a fully forged, full mortise three knuckle butt hinge. Sized for wood ranging from $\frac{3}{4}$ " to $1\frac{1}{8}$ " thick. Use them on cabinets, cupboards, and chests of all types.

Black slotted flat head screws are included.



Dimensions

	width	height
HF-32	2"	2"



Wrought Iron Snipe Hinges

Snipe hinges (also known as cotter pin, or staple hinges), are the earliest hinges we produce. Made from soft iron and thinned out to delicate proportions. There really is no way to date the originals, people have been making this type of hinge for about as long as people have been working with iron.

Snipe hinges are installed by pushing each half through a hole drilled at a slant through the boards from the back. The protruding points are spread apart, bent, and clinched back into the wood. Always predrill your holes! Wood splitting is likely to occur if you do not.

Dimensions

	leaf length
H-61	3"
H-62	1½"



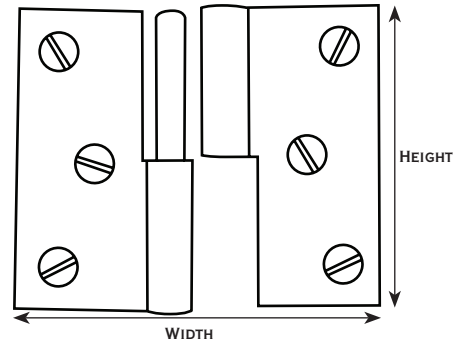
Lift Off Door Butt Hinges

While we make a lot of exact copies of antique hardware, we don't want to produce designs that didn't work. Our iron butt hinges, in both lift off and fixed pins versions succeed where their predecessors failed. These hinges duplicate the look and feel of cast iron butt hinges from the middle to late 19th century. Those cast from iron hinges looked great, but they broke. The material was brittle and the casting process left air bubbles right in the metal. If you've ever owned or restored a home from this era, you know what happens. They snap.

Dimensions

	width	height	pin
LO-17R	3"	3"	1/4"
LO-18L	3"	3"	1/4"


Our forged iron butt hinges serve the same purpose and look the part. But instead of casting brittle hinges—we start with heavy duty steel commercial butt hinges. First we burn all the ugly zinc off of them. Then we reforge them to create a period look with none of the downsides. We stock two sizes and are happy to make these to fit existing mortises in old doors and door jambs.



HF-10 Blanket Chest Hinge

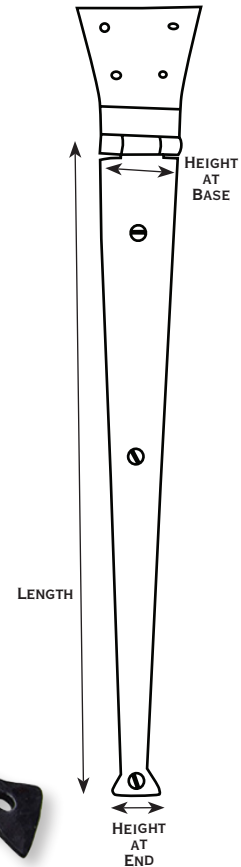
Handmade blanket chest hinges, also called dovetail hinges or fish tail hinges, are arguably the nicest way to hinge a trunk lid.

The dovetail mounts down inside the box and the strap mounts underneath the lid. The strap gives the hinge some added strength for heavy lids. These are sized for $\frac{3}{4}$ " - $\frac{7}{8}$ " thick wood. The strap is approximately 12" long. We are happy to make custom sized variations to fit your applications.




Dimensions

	length	height at base	height at end
HF-10	12"	$1\frac{1}{2}$ "	$\frac{3}{4}$ "



HF-34 Black Iron Door Butt Hinges



*HF-34
3x3*



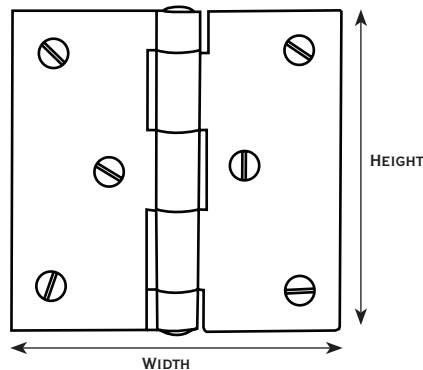
*HF-34
4x4*

While we make a lot of exact copies of antique hardware, we don't want to produce designs that didn't work. Our iron butt hinges, in both lift off and fixed pins versions succeed where their predecessors failed. These hinges duplicate the look and feel of cast iron butt hinges from the middle to late 19th century. Those cast from iron hinges looked great, but they broke. The material was brittle and the casting process left air bubbles right in the metal. If you've ever owned or restored a home from this era, you know what happens. They snap.

Our forged iron butt hinges serve the same purpose and look the part. But instead of casting brittle hinges—we start with heavy duty steel commercial butt hinges. First we burn all the ugly zinc off of them. Then we reforge them to create a period look with none of the downsides. We stock two sizes and are happy to make these to fit existing mortises in old doors and door jambs.

Dimensions

	width	height
HF-34	3"	3"
HF-34	4"	4"

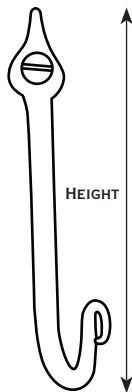


HF-11 Iron Hook

These iron hooks have a $\frac{3}{4}$ " opening and a $1\frac{7}{16}$ " projection. Screws are provided for full installation. Custom sizes are available on request.

Dimensions

	height	projection	opening
HF-11	$3\frac{1}{2}$ "	$1\frac{7}{16}$ "	$\frac{3}{4}$ "



HF-3 Screw-In Hook

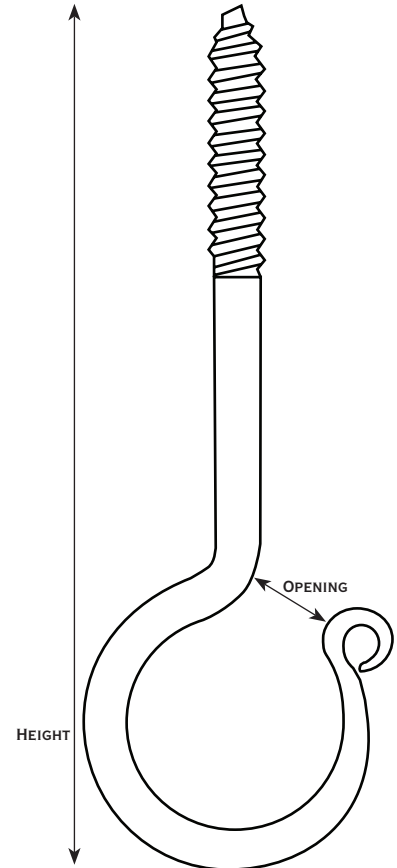
This screw in hook (also called a drive hook) has an inside opening of one inch. The top opening of the hook measures at half an inch. Essentially a straight screw with a hook at the end, this hardware offers extra support not possible through an ordinary screw or nail, and can be installed into a variety of wall and ceiling materials.

Very strong, often used for chandeliers and sconces. Although hand forged iron emphasizes strength, screw in hooks are helpful for smaller tasks. Install a set for hanging up decorations or plants.



Dimensions

	height	opening
HF-3	4 $\frac{1}{2}$ "	1"

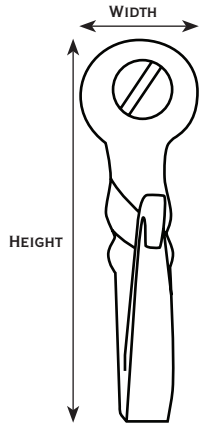


HF-3 ACTUAL SIZE

HF-16 Twist Hook

These iron hooks are offered in three lengths, from two to four inches. All have a $\frac{3}{4}$ " opening and a $1\frac{1}{4}$ " projection. Screws are provided for full installation. Custom sizes are available on request.

With a winding center detail, all iron twist hooks are as practical as they are classic and eye-catching. The black wrought iron makes each twist hook withstand long-term uses around the home.



HF-16 2" ACTUAL SIZE

Dimensions

	width	height	projection	opening
HF-16	$\frac{3}{4}$ "	2"	$1\frac{1}{4}$ "	$\frac{3}{4}$ "
HF-16	$\frac{3}{4}$ "	3"	$1\frac{5}{8}$ "	$\frac{3}{4}$ "
HF-16	$\frac{3}{4}$ "	4"	$1\frac{5}{8}$ "	$\frac{3}{4}$ "



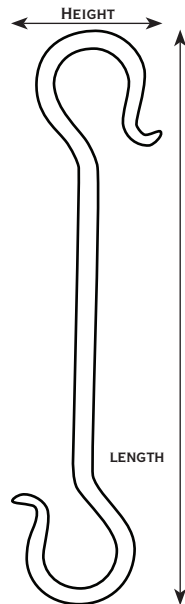


HF-4 Chandelier and Crane Hook

S shaped hooks were used for many things. Crane hooks were originally used for hanging the stew pot from the crane in the kitchen fireplace, Chandelier hooks were generally used for suspending lighting.

Our S-shaped hooks are made from $\frac{1}{4}$ " square iron, with a nice set of twists in the middle. These can be made in any length. Custom hooks take about 2-3 weeks. Stock hooks are shipped within 24 hours.

Chandelier iron S hooks are designed to support a chandelier, but is also handy for many other tasks. In addition you can link several hooks together. We keep the 6" length in stock at all times.



Dimensions

	length	height	opening
HF-4	10"	$1\frac{3}{4}$ "	1"
HF-4S	6"	1"	$\frac{3}{8}$ "

HF-5 Heart Hooks

With an attractive, classic look, heart hooks are equal parts practical, fun, and whimsical. A wrought iron design shows durability, while the heart ornament at the top gives each character. Choose from two styles: a solid, filled-in heart plate with a smaller hook attached, or a heart-shaped outline with a longer hook extending from the base. Both are screwed into a wall or surface.

The style and strength makes each heart hook look versatile. Improve your home with a set near the doorway, for hanging coats, purses, or hats, or inside the kitchen for utensils, potholders, cups, and other standard cooking supplies.

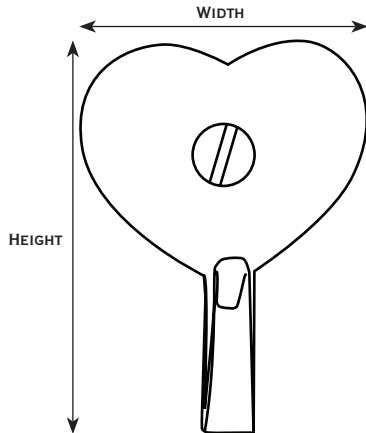
Dimensions

HF-5 Heart Hook

1 $\frac{1}{2}$ " width, 2" height,
3 $\frac{3}{4}$ " opening, 1 $\frac{7}{16}$ " projection

HF-5H Open Heart Hook

2" width, 3 $\frac{1}{2}$ " height,
1 $\frac{1}{8}$ " opening, 1 $\frac{5}{8}$ " projection



HF-5 ACTUAL SIZE



HF-5H

HF-5

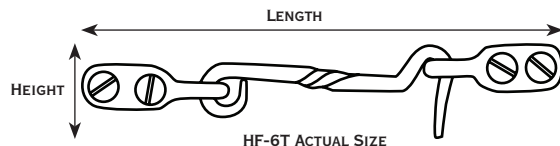
HF-6 Gate Hooks

Leaving a gate or door open can be a safety hazard, from allowing intruders to enter easily to exposing supplies and items. Our iron gate hooks hold the door closed. Available in three sizes, our gate hooks extend across various indoor and outside uses. Add one to keep bedroom or bathroom doors closed or to hold any outside gate in place.

Find gate hooks with eye or staple options. The sturdy iron holds up through repeated use and firmly prevents a door or gate from being opened. The classic look of iron, as well, is inconspicuous and matches a variety of materials.

Dimensions

	length	height
HF-6	8"	1 ¹ / ₄ "
HF-6T	5 ¹ / ₄ "	3/ ₄ "
HF-6S	4 ³ / ₄ "	3/ ₄ "



HF-6T



HF-6S



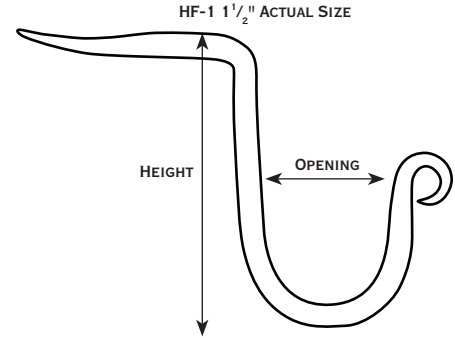
HF-6

HF-1 Beam Hooks

The HF-1 is a type of beam hook which comes in four different sizes. The three larger hooks are made from $\frac{1}{4}$ " square iron, and each has a twist in the middle, usually driven into an overhead beam.

Dimensions

	height	opening
HF-1 1 $\frac{1}{2}$ "	1 $\frac{1}{2}$ "	$\frac{5}{8}$ "
HF-1 3"	3 $\frac{1}{2}$ "	1"
HF-1 3 $\frac{1}{2}$ "	3 $\frac{1}{2}$ "	1"
HF-1 4"	4"	1"



HF-1 4"



HF-1 3"



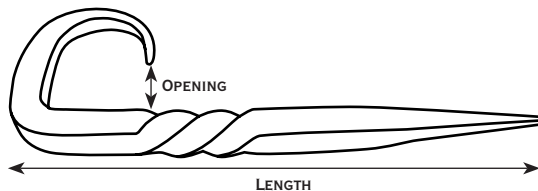
HF-1 1 $\frac{1}{2}$ "

HF-13 Drive Hooks

Drive hooks (HF-13) are used in overhead beams. Pre-drill a hole and then hammer the hook home. The HF-1 is another type of beam hook which comes in four different sizes. The three larger hooks are made from $\frac{1}{4}$ " square iron, and each has a twist in the middle, usually driven into an overhead beam.

Dimensions

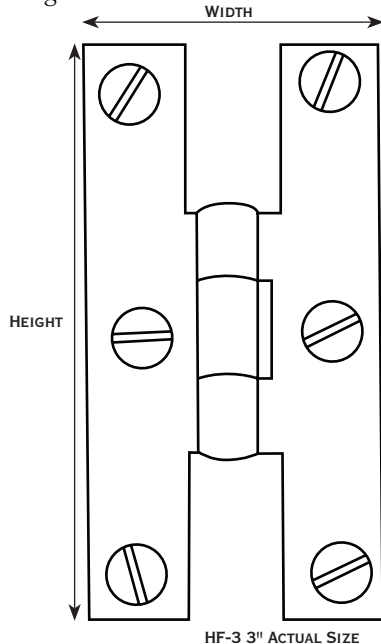
	length	opening
HF-13 4"	4"	$\frac{3}{4}$ "
HF-13 6"	6"	$\frac{3}{4}$ "



HF-7 Wrought Iron H-Hinges

Our H and HL hinges are fully made in a coal forge. The edges are beveled and the texture and quality of the forge work is very evident. Linseed oil is allowed to penetrate the iron and the resulting color is a natural, dark hue that shows the hand work well.


H and HL hinges are surface mounted with black pyramid head screws, which are included with each pair. We can make special sizes or hole configurations.



Dimensions

	width	height
HF-7 3"	$1\frac{1}{2}$ "	3"
HF-7 4"	$1\frac{5}{8}$ "	4"
HF-7 6"	$2\frac{5}{16}$ "	6"
HF-7 7"	$2\frac{1}{2}$ "	7"





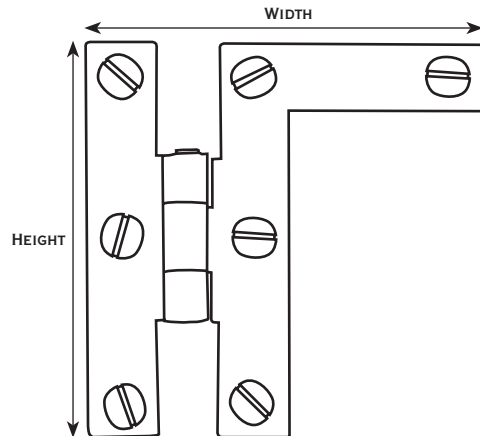
Dimensions

	width	height
HF-8 3"	$2\frac{15}{16}$ "	3"
HF-8 4"	$3\frac{9}{16}$ "	4"
HF-8 6"	$5\frac{5}{16}$ "	6"
HF-8 7"	6"	7"

HF-8 Wrought Iron HL-Hinges

Our H and HL hinges are fully made in a coal forge. The edges are beveled and the texture and quality of the forge work is very evident. Linseed oil is allowed to penetrate the iron and the resulting color is a natural, dark hue that shows the hand work well.

H and HL hinges are surface mounted with black pyramid head screws, which are included with each pair. We can make special sizes or hole configurations.



HF-15 Door Strap Hinges

The ideal length for strap hinges is $\frac{2}{3}$ of the width of the door, or more. These hinges can be surface mounted or jamb mounted, and instructions and screws for either application come with each order.

HF-15 hinges can be made in other lengths, just tell us what you need. If your door is quite heavy (more than 70lbs), consider using pintle hinges, as the pin size will be larger and strap material will be thicker.



Ball & Spear



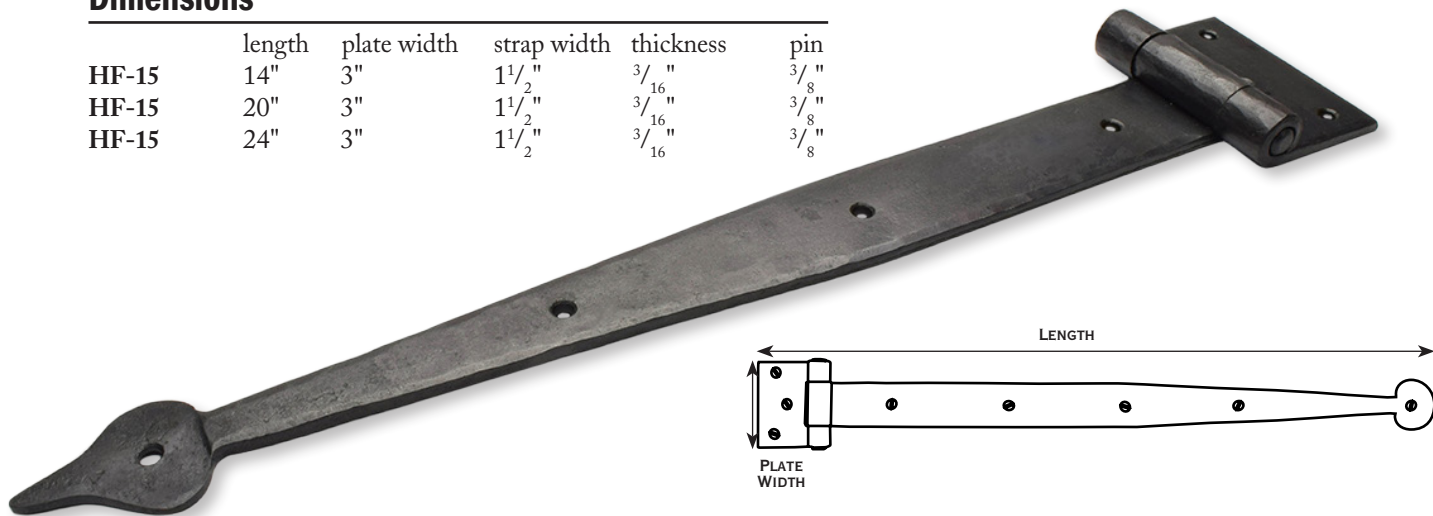
Bean



Heart

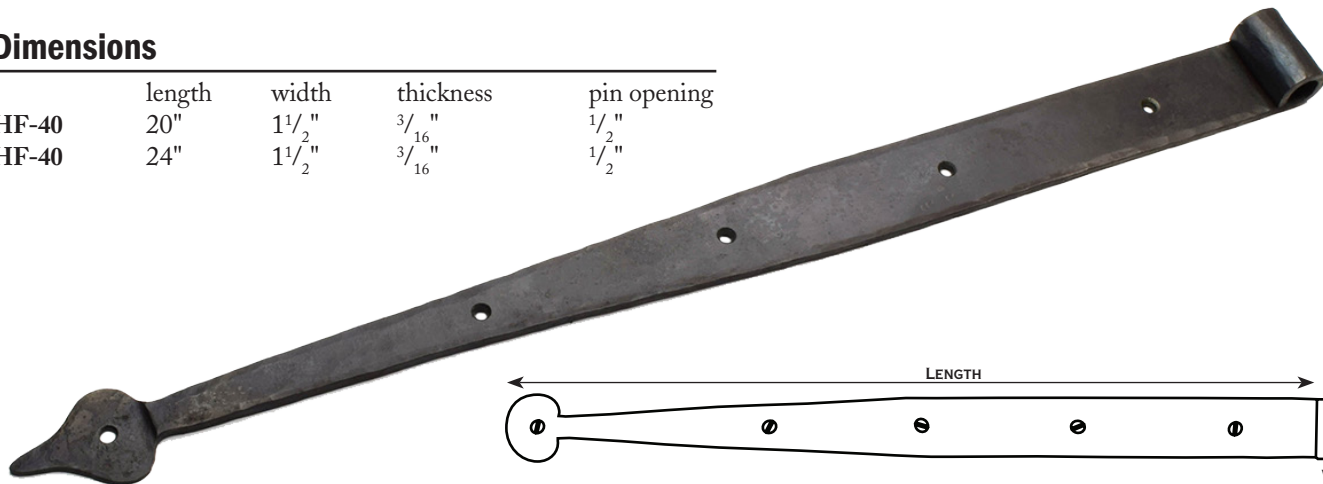
Dimensions

	length	plate width	strap width	thickness	pin
HF-15	14"	3"	1 $\frac{1}{2}$ "	3/16"	3/8"
HF-15	20"	3"	1 $\frac{1}{2}$ "	3/16"	3/8"
HF-15	24"	3"	1 $\frac{1}{2}$ "	3/16"	3/8"



Dimensions

	length	width	thickness	pin opening
HF-40	20"	1 1/2"	3/16"	1 1/2"
HF-40	24"	1 1/2"	3/16"	1 1/2"



HF-40 Pintle Strap Hinges

Long, narrow, wrought iron straps for pintle hinges, these were common in New England. The HF-40 straps we keep in stock fit doors approximately 36" wide and are suitable for interior or exterior applications.

Our iron is hand forged in the traditional manner. The black color comes from heat and oil. If used outdoors iron will rust. If you are using any hand forged iron outside, you can choose to let the iron rust, wax, or oil it, or paint it. We are happy to paint the iron for you.



Ball & Spear



Bean



Heart

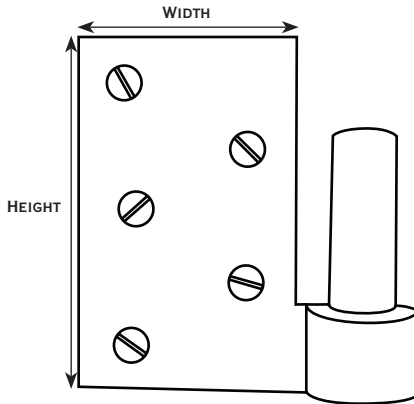
HF-37 Jamb Mounted Pintle

Jamb mounted pintles are mortised into the jamb as any butt hinge is, and I recommend them highly for most applications. We also make the jamb plate any size you need. Supplied with $2\frac{1}{4}$ " long black head screws.

Screw in pintles often called farmers pintles, are a commonly produced custom pintle configuration. They can be handy for duplicating the appearance of a driven pintle without the tricky installation. They do have a tendency to rotate once installed so we recommend them for lighter doors only.

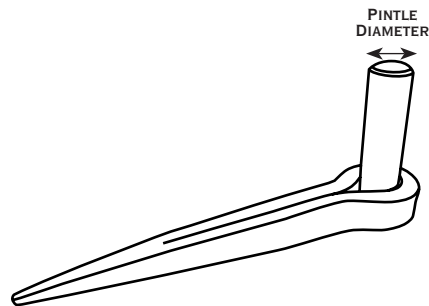
Dimensions

	pintle/height	pintle diameter
HF-37	$1\frac{1}{2}$ "	$\frac{1}{2}$ "



HF-36 Driven Pintle

Jamb mounted pintles are mortised into the jamb as any butt hinge is, and I recommend them highly for most applications. We also make the jamb plate any size you need. Supplied with $2\frac{1}{4}$ " long black head screws.



Dimensions

	pintle/height	pintle diameter
HF-36	$1\frac{1}{2}$ "	$\frac{1}{2}$ "

HF-35 Screw-In Pintle

Jamb mounted pintles are mortised into the jamb as any butt hinge is, and I recommend them highly for most applications. We also make the jamb plate any size you need. Supplied with $2\frac{1}{4}$ " long black head screws.

Screw in pintles often called farmers pintles, are a commonly produced custom pintle configuration. They are the same as the HF-36 driven pintles, but instead of the spike for masonry they have a threaded lag screw end. They can be handy for duplicating the appearance of a driven pintle without the tricky installation. They do have a tendency to rotate once installed so we recommend them for lighter doors only.

Dimensions

	pintle/height	pintle diameter
HF-35	$1\frac{1}{2}$ "	$\frac{1}{2}$ "



HF-41 Dummy Strap Hinges

The HF-41 straps here are 'dummy straps'. A decorative option with period sensibilities, dummy hinges are not functioning hinges. They provide the beauty of a strap hinge on doors that are already hinged or don't need hinges, such as overhead garage doors. Add a beautiful period look to your door without removing existing fixtures with these ornamental dummy strap hinges. An old-fashioned, wrought iron style comes with a choice of three distinct shapes: heart, bean, and ball & spear.



Ball & Spear



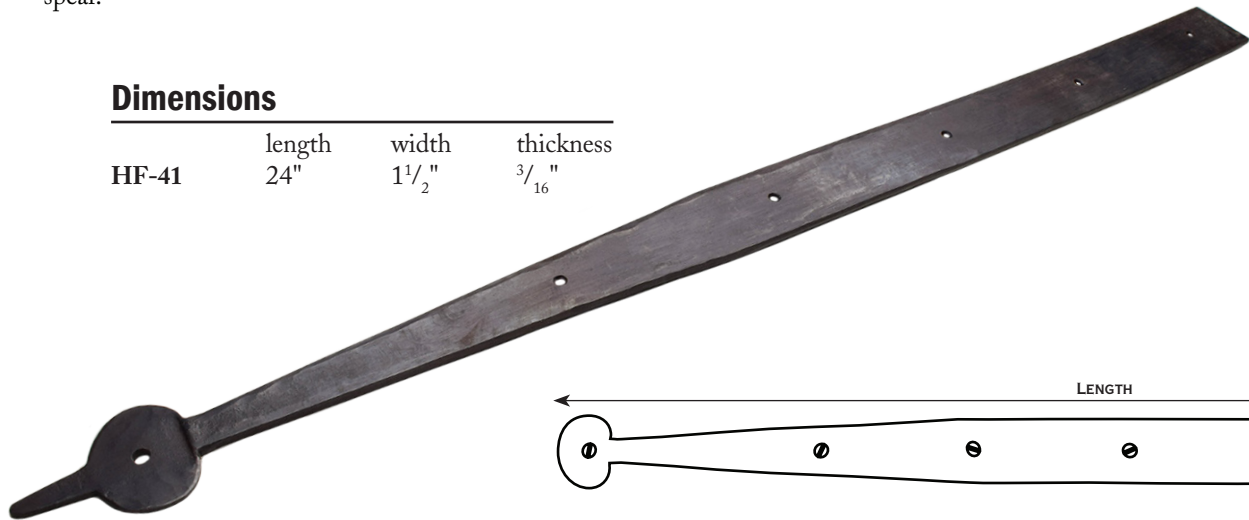
Bean



Heart

Dimensions

	length	width	thickness
HF-41	24"	1 $\frac{1}{2}$ "	$\frac{3}{16}$ "

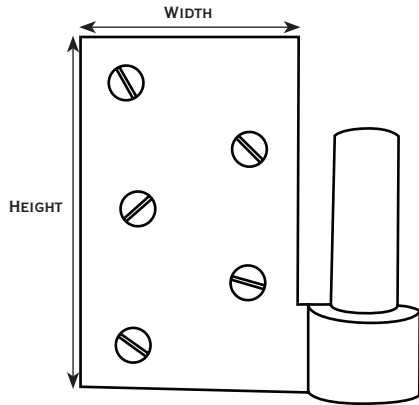


Large Jamb Mounted Pintles

Jamb mounted pintles are the strongest type of pintle for wood jambs. They have a steel plate that is mortised into the jamb. They are no different to install than regular butt hinges and they work just as well. If you are working in brick or stone please call us to discuss driven pintles and other options.

Dimensions

	width	height	pintle diameter
HF-47	$2\frac{7}{16}$ "	4"	$\frac{3}{4}$ "
HF-57	$2\frac{7}{16}$ "	$2\frac{1}{2}$ "	$\frac{7}{8}$ "



Large Exterior Door Pintle Strap Hinges

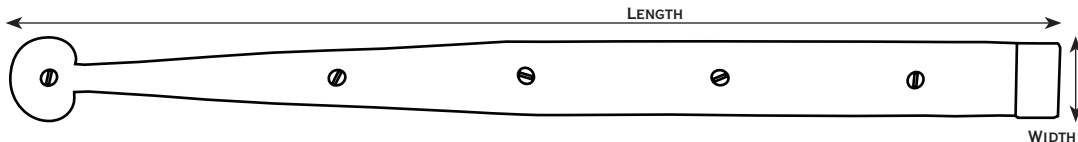

HF-42 strap hinges are very heavy duty hinges and can be used on doors up to about 40" wide and 200 pounds. They are suitable for the heaviest barn and carriage house doors and gates.

Each one is handmade with a hammer, anvil, and a coal fire. The black finish comes from heat and oil.

We welcome all types of custom iron work. From making hinges shorter or longer, to having them visible inside and open out, we have made iron hinges to suit many different kinds of doors.

Dimensions

	length	width	thickness
HF-42	28"	2"	1/4"
HF-43	32"	2 1/4"	1/4"



HF-50 Barn Door Cane Bolts

Dimensions

	plate length	plate width	throw
HF-50U	13"	4"	4"
HF-50L	13"	4"	4"

When two doors come together without a post in the center of the opening, a cane bolt is needed. Usually the right door latches against the left door. The left door is 'fixed' shut by a bolt down into the floor or ground, and/or a bolt up above.

The wrought iron construction gives our cane bolts a strength and classic, versatile style that blends into and compliments a variety of woods and other materials. Choose from left and right cane bolts for improving the functionality of your home's or building's double doors.

