

FURNITURE HARDWARE



our thanks to E. J. Masaitis Furniture Maker
Raynham, Ma.




photo courtesy of J. L. Treham & Co. - www.jltreham.com


Furniture hardware has been our specialty since 1936. Kitchen cabinet hardware and hand forged iron hardware are natural extensions of furniture hardware. Solid brass furniture hardware remains a staple for our company. The tooling Frank Horton made more than 70 years ago is used every day.


We are proud to manufacture most of our pulls, knobs, hinges, and table hardware right here in our Connecticut factory. We are honored that our customers include the finest woodworkers, restoration professionals, museums, and cabinetmakers in America.

One of our customers said that our hardware is cabinet jewelry. Could anyone say it better?

TERMS FOR FURNITURE HARDWARE

- Bail pull: A drawer pull with a 'bail' or handle which swings from two posts.
- Bail: This is the handle itself 
- Backplate: The flat or curved brass plate that sits against the wood.
- Escutcheon: Tricky term. To some antique experts, escutcheon refers to any flat or curved metal plate. In common usage, it refers to a plate with a keyhole in it.
- Posts: Drawer pulls have two posts holding the bail. Ring pulls have a post with ring attached.

- Post fitting: This is the traditional method of mounting a drawer pull with a post through the drawer, and a nut fastened on the back. Historically correct, this leaves the post protruding into the drawer. 

- Machine screw fitting (MSF): This mounts the drawer pull by putting a machine screw through the hole from the inside. This screws into an internally threaded post. With this installation, nothing protrudes into the drawer. 
- Boring: The center to center distance between the posts of a drawer pull.
- Some borings are in **bold text**. These borings are the best in terms of balance and proportion for a given pull. Unless you are fitting existing holes in the furniture consider using the boring in bold.
- Dimensions are always given as width by height.
- All drawer pulls and knobs are solid brass. None of our hardware is brass plated.

Bed Hardware



courtesy of Scott Jordan - www.scottjordan.com

Authentic reproductions, our Bed Bolt Covers are exact copies of early covers dating back to just after the Revolutionary War. The designs are uniquely American, and were common during the Federal era. Horton Brasses is one of only two companies still hand making bed bolt covers in the USA. Our reproductions are stamped from very intricate dies and punches hand-made by Frank Horton back in the 1940's.

FAQ

FREQUENTLY ASKED QUESTIONS ABOUT HORTON BRASSES

- Our toll free number (800)754-9127 works in all 50 states and Canada.
- Most of the brass hardware we sell is made right here in our factory in Cromwell. Our blacksmiths work from their home shops in West Virginia, Tennessee, Vermont, Indiana, Ohio, Pennsylvania and Kentucky.
- Dimensions are width followed by height. For example: 27/8" x 1 1/4"
- All orders are generally shipped within 3 business days. Most orders though, are shipped within 24 hours.
- Everything we sell is online at: www.horton-brasses.com
- Our privacy policy is pure and simple. We do not sell, share or in any way disclose your name, address, telephone, or any other information about you to anyone for any reason. Period.

BED IRONS

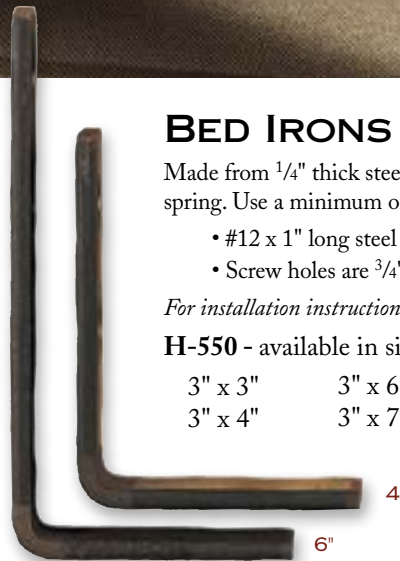
Made from 1/4" thick steel that is 1 1/4" wide, solid enough to support any size box spring. Use a minimum of 3 on each side rail for full, queen or king size box springs.

- #12 x 1" long steel screws are included.
- Screw holes are 3/4" and 2 1/4" down from top of bed iron.

For installation instructions call us, or see our web site at: www.horton-brasses.com

H-550 - available in six standard sizes

3" x 3"	3" x 6"	3" x 8"
3" x 4"	3" x 7"	3" x 10"



Special size bed irons can be made to order. Please include sketch with order, or call to discuss proper sizing and pricing.



BED WRENCH

Our T shaped wrench is cast bronze, has a 3/8" square recess, and fits nicely over our bolts. Many craftsmen who make and sell beds provide our wrench with each one, since over the years, their customers may need to tighten or dismantle the bed.

BW-3




BED BOLTS

Bed bolts hold the posts and rails of pencil post or poster beds together. A billet of 3/8" diameter steel is hot forged to create a 3/8" square head with a built-in 15/16" flange. Each is supplied with a 3/4" square nut with 16 threads per inch. Very few companies make bed bolts anymore, and most companies that sell bed bolts simply resell ours. If you haven't installed bed bolts before, see www.horton-brasses.com for instructions.

H-73 - Available in two sizes - 6" or 7"



All covers shown ACTUAL size



BED BOLT COVERS

Bed bolt covers hide the holes where the bed bolts enter the bed posts, and do so in a beautiful way. Beds need tightening periodically, and the cover can be swung up and the bolt exposed for tightening.

Choose from 5 finishes:

A	Antique	SB	Semi-bright
DA	Dark Antique	B	Bright (+20%)
LA	Light Antique		

- BC-10 1⁵/₈" diameter
- BC-9 1⁵/₈" diameter, 3³/₈" projection
- BC-8 1⁵/₈" diameter, 5⁵/₁₆" projection

STAMPED FROM VERY HEAVY STOCK

- H-33 1¹/₂" diameter
- H-120 1³/₄" diameter

- BC-7 2" diameter
- BC-5 2" diameter, 1¹/₂" projection
- BC-6 2" diameter, 3³/₈" projection
- H-23 overall size: 1⁷/₈" x 2¹/₄"



Frank Abner Horton

Founder Frank A. Horton — Master Diesinker

My great grandfather, Frank Horton, was an extraordinary diesinker. As a young man, he crafted dies and punches used in producing the finest silverware. Later in life, he turned his talents to furniture hardware.

He knew that the finest stampings require artistry in steel. A detailed stamping uses a die carved from tool steel. The die contains every detail of the stamping: from the largest leaf to the tiniest kernel of wheat. For the very best stampings, a punch must then be carved in steel with each detail reversed, and a few thousandths of an inch smaller to allow for the thickness of the brass. This process — diesinking — requires weeks of pains takingly precise work. It is a trade that has, unfortunately, nearly vanished. We owe Frank Horton our thanks.



Box, Chest & Trunk Hardware



HAND FORGED IRON HASP


shown life size

HSP-3 about 1½" x 9½"



High quality trunk hardware is hard to find. Are you building a blanket chest for your first granddaughter? Did you find an old seaman's trunk at a tag sale begging for restoration? Are you putting your heart into a jewelry box for your favorite person? Regardless of the size, shape, or purpose of the box or chest, we can supply the hardware. Whether you choose iron or brass chest hardware; or if you choose existing Horton patterns or have us custom fabricate your idea; our hardware will enhance your workmanship and the result will be stunning.

Sometimes a blend is exactly what is called for. D.R. Dimes & Company built the campaign chest above. We custom made the brass corners to their design and then combined those corners with hardware from our regular product line. The result is striking and unforgettable.



CAST BRASS ROSETTE CHEST LIFTS

Select finish: A (as shown), DA, LA, SB or B (+20%)

H-557 overall width: 3¼"

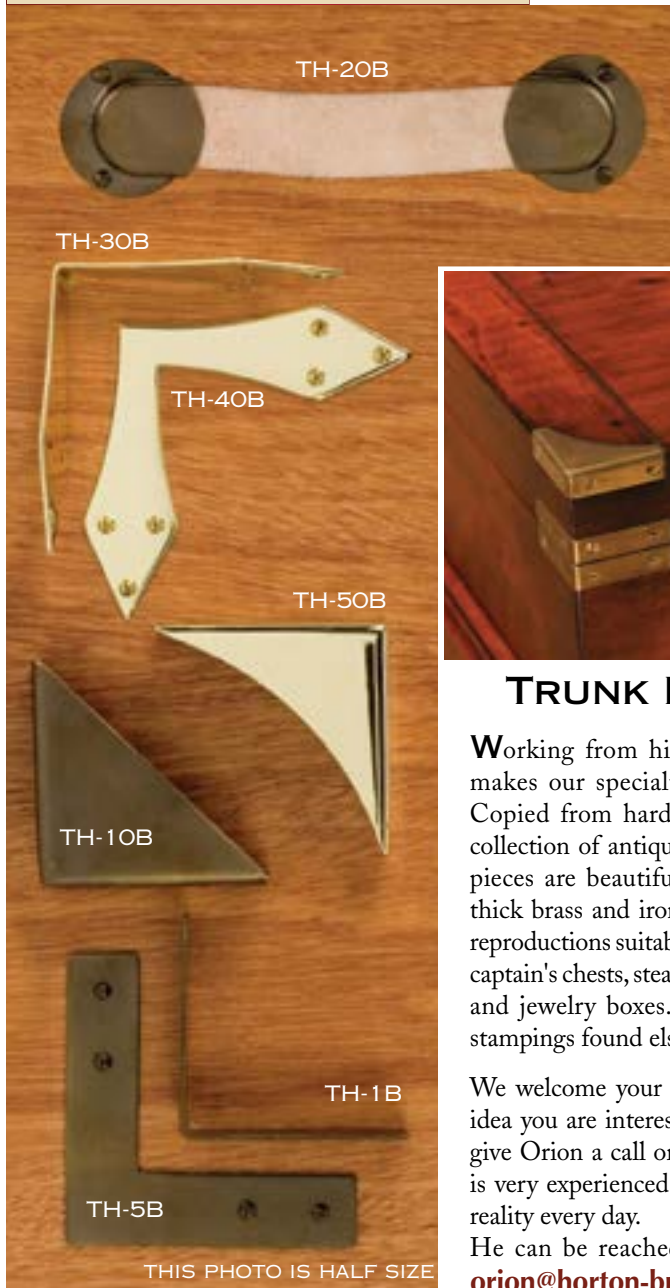
H-558 overall width: 4"

H-558L overall width: 4½"

CL-561 overall width: 6"

LIFTING YOUR FURNITURE

A chest lift is designed to give a handhold for moving a piece of furniture. It is not designed for bearing heavy weight. Any piece of furniture should always be lifted from the bottom, and balanced with the chest lift.



THIS PHOTO IS HALF SIZE



THIS PHOTO IS HALF SIZE



TRUNK HARDWARE

Working from his shop in Ohio, Darryl makes our specialty iron trunk hardware. Copied from hardware found on his own collection of antique trunks, these authentic pieces are beautifully fabricated from 1/16" thick brass and iron. These are high quality reproductions suitable for campaign furniture, captain's chests, steamer trunks, blanket chests and jewelry boxes. These are not the thin stampings found elsewhere.

We welcome your inquiries. If you have an idea you are interested in exploring with us, give Orion a call or send him an email. He is very experienced and translates ideas into reality every day.

He can be reached at (800)754-9127 or orion@horton-brasses.com

Leather trunk handle 8 1/4" long

- TH-20B brass ends
- TH-20 black iron ends

Diamond end angle bracket 4" on each leg, 1 1/2" wide

- TH-30B brass
- TH-30 black iron

Diamond end flat L bracket 4" on each leg, 1 1/4" wide

- TH-40B brass
- TH-40 black iron

Straight edge box corner 3" x 3", 1" deep

- TH-10B brass
- TH-10 black iron

Curved edge box corner 3" x 3", 1" deep

- TH-50B brass
- TH-50 black iron

Square end angle bracket 3" on each leg, 1" wide

- TH-1B brass
- TH-1 black iron

Square end flat L bracket 4" on each leg, 1" wide

- TH-5B brass
- TH-5 black iron

Visit our website anytime: www.horton-brasses.com
See our newest products and additional technical information, place orders, request a catalog, or email us.


PRECISION HINGES FOR SMALL BOXES

Machined from forged brass to the same exacting tolerances as our precision butt hinges (p. 5), these hinges are 3/32" thick for exceptional strength.

Choose from 7 finishes:

- | | |
|-------------------------|---------------------------|
| A <i>Antique</i> | B <i>Bright (+20%)</i> |
| LA <i>Light Antique</i> | SB <i>Semi-bright</i> |
| DA <i>Dark Antique</i> | PN <i>Polished Nickel</i> |
| | SN <i>Satin Nickel</i> |

PB-405 1 1/4" x 1"



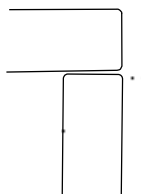
Larger brass hinges are on pages 4-7.

H-62



SHIPE HINGES

hand forged soft iron



H-62 Snipe hinges
one half pair pictured
for wood thickness up to 1/2"
ideal for Bible or candle boxes
approx. 1 1/2" long

H-61




H-61 Snipe hinges
one half pair pictured
for board top blanket chests
approx. 2 3/4" long

HF-10

BLANKET CHEST HINGE

Exquisitely forged with dovetail ends

HF-10
12" long x 1 1/2" wide at the base
fits wood that is 3/4" to 7/8" thick



ONE-OF-A-KIND
We invite custom work.
We forge special lengths, ends,
and depths; whatever you need.
Call or email Orion to discuss
your ideas.
orion@horton-brasses.com

courtesy of Charles Neil - www.antiquesbuiltdaily.com

Box locks come in all shapes and sizes. Box locks differ from drawer and cabinet locks; instead of a plunger a box lock has a sliding bar to "grab" its receiver. This requires precise installation to work correctly.

HALF MORTISE BOX LOCKS

Made in England by a lockmaker established in 1780
supplied with two keys and mating receiver

Select finish: plain brass (as shown) or B (+20%)

for wood as thin as 1/2"

LK-25 box lock

overall size: 1 1/2" x 3/4"
distance to pin: 1/2"




selvedge: 5/16"



compliments of Mark Emrizian

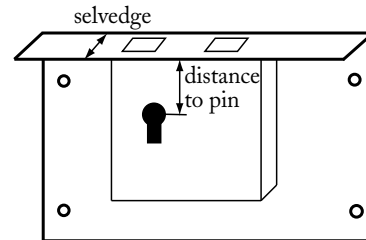
www.18thcenturyfurnituremakers.com



LK-25



LK-23



LK-24

LK-23 box lock

overall size: 1 1/2" x 1"
distance to pin: 5/8"



selvedge: 7/16"

LK-24 box lock

overall size: 2" x 1 1/4"
distance to pin: 1 1/16"

selvedge: 1/2"

LK-6 box lock

overall size: 2 1/2" x 1 3/8"
distance to pin: 1 3/16"

selvedge: 1/2"

LK-7 box lock (not shown)

overall size: 3" x 1 9/16"
distance to pin: 1 5/16"

selvedge: 9/16"



LK-6



FASTENERS INCLUDED


All hardware is supplied with all the fasteners needed for installation.

HALF MORTISE CHEST LOCKS

distance to pin: 1 1/4" with a 9/16" selvedge
supplied with two keys and mating receiver

CL-2 brass chest lock

overall size: 3 1/2" x 2 1/8"




CL-5 brass chest lock (not shown)

overall size: 4" x 2 1/8"



CL-2



MAKING A LOCK LOOK OLD

Locks are not available in semi-bright or the antiqued finish. To achieve an antiqued look, simply give the body of the lock a coat of stain.

Casters & Table Hardware

PEDESTAL BASE CASTERS

Strong, heavy duty solid brass casters for tables.

CA-5 reeded toe caster 1³/₁₆" rise

1¹/₈" diameter brass wheel

CF-6 claw-foot caster 1³/₁₆" rise

1¹/₈" diameter brass wheel

CF-7 claw-foot caster 1⁵/₈" rise

1³/₈" diameter brass wheel

Select finish: **A, DA, LA, SB or B (+20%)**




These items are cast, and there may be slight size variations.

Use diagram and chart below to select correct size.

courtesy of The Federalist
www.federalistonline.com

Part #	A inside	A outside	B (outside)	C (outside)
CA-5	1 ³ / ₁₆ "	1 ¹ / ₂ "	1 ¹ / ₂ "	2 ³ / ₁₆ "
CF-6	1 ¹ / ₄ "	1 ⁷ / ₁₆ "	1 ¹ / ₂ "	2 ¹ / ₄ "
CF-7	1 ³ / ₈ "	1 ⁷ / ₈ "	1 ⁵ / ₈ "	2 ¹ / ₂ "



LEG CAPS

Stunning mid century modern leg caps. Hand crafted in the USA.

2" tall, ¹⁵/₁₆" opening at top, ¹¹/₁₆" opening at bottom

LC-1

Choose from 7 finishes:

A	Antique	SB	Semi-bright
DA	Dark Antique	B	Bright (+20%)
LA	Light Antique	PN	Polished Nickel
		SN	Satin Nickel




TABLE SPIDERS

Table spiders mount underneath a pedestal base and tie the legs securely to the base, preventing the dovetails from weakening.

Made from ¹/₁₆" thick steel that is blackened, the legs are long for greater flexibility. You can cut them to length or form them to a curved contour. Screws are included.

TS-11 4 legged 6" long, 2³/₄" diameter center

TS-10 4 legged 5" long, 1³/₄" diameter center

TS-5 3 legged 5" long, 1³/₄" diameter center

TS-6 3 legged 6" long, 2³/₄" diameter center





**CUP CASTERS IN SATIN NICKEL
AND POLISHED NICKEL**

Select finish: Brass finishes: A, DA, LA, SB or B (+20%)
Nickel finishes: SN, PN

H-74 square cup casters

leg width	-at- cup height	wheel dia.
3/4"	5/8"	3/4"
7/8"	3/4"	3/4"
1"	7/8"	1"
1 1/8"	1"	1 1/8"
1 1/4"	1 1/8"	1 1/8"

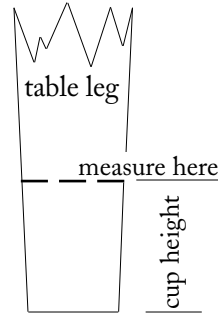
HG-75 round cup casters

leg dia.	-at- cup height	wheel dia.
3/4"	5/8"	3/4"
7/8"	3/4"	3/4"
1"	3/4"	1"
1 1/8"	7/8"	1 1/8"
1 1/4"	1"	1 1/8"


Please specify leg width when ordering.

CUP CASTERS FOR TAPERED LEGS

Reproduction cup casters are used on antique and reproduction tables, chairs, and sofas. When fitted to existing legs, shimming or shaving is sometimes necessary to obtain the best fit.



Measuring can be challenging. We have tried to provide as much information as possible; be sure to factor in the height of the cup when measuring the leg as shown in the diagram at left. If you have any questions, don't hesitate to call us. And remember, if you order a caster that doesn't work, simply return it for exchange or refund.



RISE

This is the distance the caster raises the leg from the floor. It is difficult to measure, especially with cup casters. If you are not replacing all your casters, this dimension is critical. See the rise dimension on the photo for cup casters and in the text for pin casters.

PIN STYLE CASTERS


Select finish: A (as shown), DA, LA, SB or B (+20%)

CA-2 table caster

1" diameter brass wheel, 1" rise
1/4" dia. x 1 1/4" long knurled pin

CA-4 pin caster for tables, chairs & sofas

tapered 1" press fit pin for secure anchoring, flange has 3 screws for mounting
3/4" dia. flange, 3/4" dia. wheel, 17/16" rise
1" dia. flange, 1" dia. wheel, 1 1/2" rise
1 1/4" dia. flange, 1 1/8" dia. wheel, 1 3/4" rise



DROP LEAF TABLE HINGES

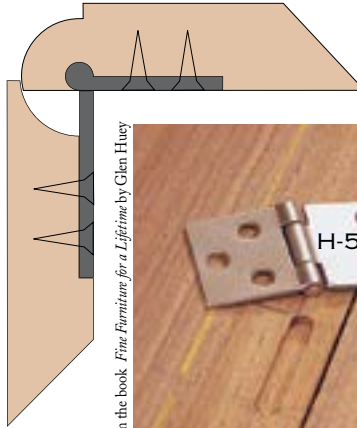
Many drop leaf tables use a rule joint along the leaf and table edge. Rule joints require a special hinge and we offer 4 different sizes. If you would like installation instructions, please tell us and we will include a set in your package.

H-500 extruded brass
overall size: 1 1/4" x 2 1/8"

H-510 extruded brass
overall size: 1 1/2" x 2 7/8"

H-505 steel
overall size: 1 1/4" x 2 7/8"

H-95 steel
overall size: 1 7/16" x 3 3/16"



from the book *Fine Furniture for a Lifetime* by Glen Huey






TABLE YOKES

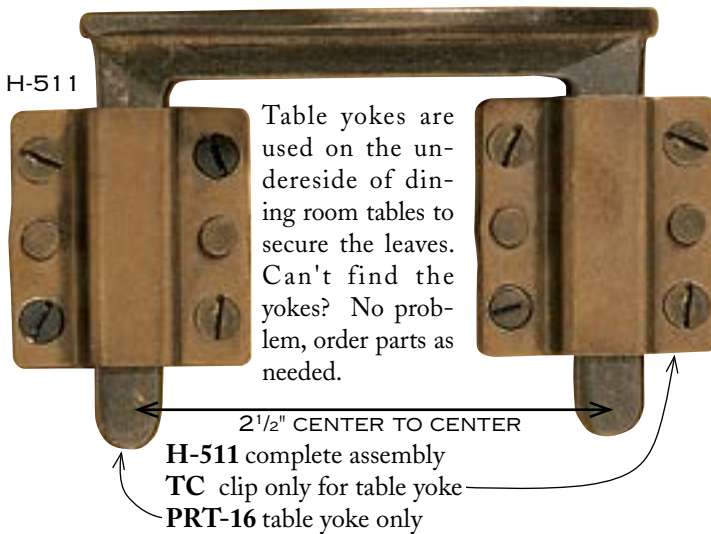


Table yokes are used on the underside of dining room tables to secure the leaves. Can't find the yokes? No problem, order parts as needed.

2 1/2" CENTER TO CENTER

H-511 complete assembly
TC clip only for table yoke
PRT-16 table yoke only

Select finish: A, DA, LA, SB or B (+20%)

CARD TABLE HINGES



H-53 2 1/2" long

BUTLER TRAY HINGES


Traditionally used on the folding leaves of butler tray tables, today these hinges are often used on keyboard drawers. These hinges have special leaves that fold up and lock in both the open and closed position with a spring. When open, the hinges are completely flat as shown and add support to the leaf. The hinge creates an 'L' shape in the closed position that holds the drawer front upright when not in use.

H-65 brass hinges with round corners
overall size: 2 7/8" x 1 1/2"



TIP TABLE CATCHES

Tip table catches attach under the top of a candlestand or tip table. They lock the top into place on the base.

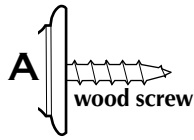


H-48
1 1/4" dia.

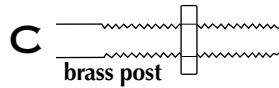
H-43 3" long




K-12 3/4"



A wood screw



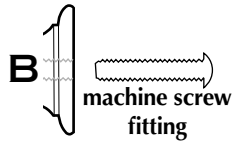
C brass post




E large cupboard turn post & finger



K-12 1"



B machine screw fitting



D small cupboard turn post & finger

3/4" KNOBS

K-12 choose **A** or **B**

CP-20 cupboard turn **D** with 3/4" K-12 knob
choose regular 1" finger or 1 1/2" finger



K-12 1 1/4"

LIFE SIZE

1" KNOBS

K-12 choose **A** or **B** *see other finishes on page 9*

H-97 cupboard turn **E** with 1" K-12 knob
choose regular 1 7/8" finger or 2 1/2" finger

P-97 post **C** with 1" K-12 knob

1 1/4" KNOBS

K-12 *see other finishes on page 9*
choose **A** or **B**

H-97L cupboard turn **E** with 1 1/4" K-12 knob
choose regular 1 7/8" finger or 2 1/2" finger

P-97L brass post **C** with 1 1/4" K-12 knob

BP-12 optional backplate, for
H-97, H-97L, P-97 or P-97L
1 1/4" diameter

BP-14 optional backplate, for
all K-12 knobs
1 1/4" diameter



BP-12/14

STIRRUP PULLS

H-40 - Comes with 1 1/4" backplate.
cupboard turn **E**
machine screw **B**

H-83 choose backplate diameter: 1" or 1 1/8"
brass post **C**



H-40



H-83

Choose from 5 finishes:

LA *Light Antique*
DA *Dark Antique*

A *Antique*
(as shown)

SB *Semi-bright*
B *Bright (+20%)*

LATCHES



SL-2



H-130

SL-2 cast brass Victorian spring catch
overall size: 2 3/4" x 1 1/4"

SL-3 cast brass early style spring catch
overall size: 3 1/8" x 1 1/4"

Don't forget **SL-4** and **SL-6** on page 11.

H-130 cast brass turnbuckle latch
1 3/4" diameter

H-130T Turn (with screw) only



SL-3

HORTON BRASSES' PRIVACY POLICY

Pure and simple. We do not sell, share or in any way disclose your name, address, telephone number, or any other information about you to anyone for any reason. Period.



LK-8 SHOWN,
LK-9 IS
MIRROR IMAGE



HALF MORTISE CABINET LOCKS

English cabinet locks, each supplied with 2 decorative keys.

Select finish: plain brass (as shown), or B (+20%)

LK-8 cupboard lock for doors with hinges on the left
overall size: 1¹/₈" x 2" seldge: 3³/₈"
distance to pin: 1¹/₂"

SP-3 optional angled strike plate

LK-9 cupboard lock for doors with hinges on the right
overall size: 1¹/₈" x 2" seldge: 3³/₈"
distance to pin: 1¹/₂"

SP-3 optional angled strike plate

LK-10 cupboard lock for doors with hinges on the left
overall size: 1⁵/₁₆" x 2¹/₂" seldge: 7⁷/₁₆"
distance to pin: 5⁵/₈"



SP-4 optional angled strike plate

LK-11 cupboard lock for doors with hinges on the right
overall size: 1⁵/₁₆" x 2¹/₂" seldge: 7⁷/₁₆"
distance to pin: 5⁵/₈"

SP-4 optional angled strike plate



LK-10 SHOWN,
LK-11 IS
MIRROR IMAGE



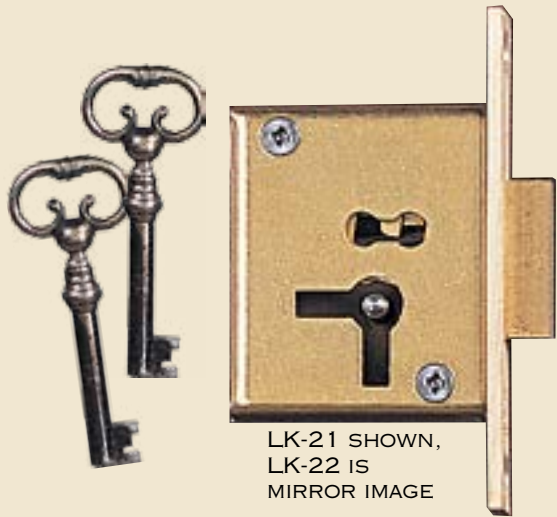
FULL MORTISE CABINET LOCKS

English cabinet locks with solid brass case, each supplied with 2 decorative keys and strikeplate. For 3/4" or thicker wood.

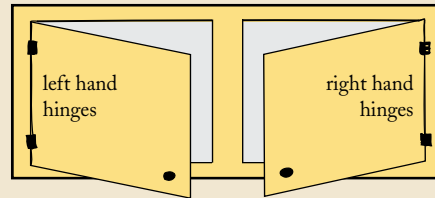
overall size: 1⁷/₁₆" x 2¹/₂" seldge: 9⁹/₁₆"
lock body thickness: 3³/₈" distance to pin: 5⁵/₈"

LK-21 for doors with hinges on the left

LK-22 for doors with hinges on the right



LK-21 SHOWN,
LK-22 IS
MIRROR IMAGE



MAKING A LOCK LOOK OLD

Locks are not available in semi-bright or the antiqued finish. To achieve an antiqued look, simply give the body of the lock a coat of stain.

Keyhole escutcheons on page 48



LK-13




LK-12

STRAIGHT CUPBOARD LOCKS

Straight cupboard locks are surface mounted and may be used for either a right or left handed door. Supplied with 2 keys

LK-13 overall size: 1⁵/₈" x 2⁵/₈"
japanned steel (black)

LK-12 overall size: 1¹/₂" x 3"
solid brass



ALL HARDWARE ON
THIS PAGE SHOWN
LIFE SIZE

DESK INTERIOR KNOBS

Knobs are provided with your choice of a wood screw or a machine screw (MSF). The screw we provide will fit $\frac{3}{4}$ " wood. Tell us if your wood is unusually thick or thin. *Now available in Nickel.*

H-42 solid brass knob

- $\frac{3}{8}$ " dia.
- $\frac{1}{2}$ " dia.
- $\frac{5}{8}$ " dia.
- $\frac{3}{4}$ " dia.
- $\frac{7}{8}$ " dia.

Choose wood screw or MSF

Choose from 7 finishes:

A	Antique	SB	Semi-bright
DA	Dark Antique	B	Bright (+20%)
LA	Light Antique	PN	Polished Nickel
		SN	Satin Nickel

BRASS DESK HINGES




H-71

- H-71** $1\frac{1}{2}$ " x $2\frac{3}{8}$ " x $\frac{3}{32}$ " thick
- H-68** 2" x 3" x $\frac{1}{8}$ " thick
- WDH-10** $\frac{1}{2}$ " x 3" x $\frac{1}{8}$ " thick



H-68



FB-20

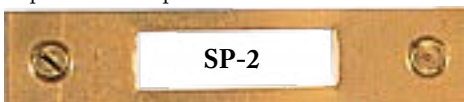
DESK LOCK

Locks are available in plain brass or Bright (+20%).


LK-20 is a half mortise lock for the slant front of a desk or secretary. It differs from a traditional drawer lock because the selvedge is angled at 105° instead of 90° . Many woodworkers cut the rabbeted edge on a drop front at an angle to allow for expansion and contraction. Supplied with 2 keys.

- overall size: $2\frac{3}{4}$ " x $1\frac{7}{8}$ "
- fits $\frac{3}{4}$ " - 1" wood
- distance to pin $1\frac{3}{16}$ "

optional strike plate for **LK-20**



SP-2



BRASS SLIDE BOLT

This flush mounted bolt is used to fasten one door of a secretary or cupboard. Mortise in the edge or in the back of left door.

FB-20 with recessed slide bar
 $\frac{1}{2}$ " x $3\frac{1}{16}$ " body



H-10FB
3"

**ROSETTE PULLS
WITH
ROUND BACKPLATES**


Rosette pulls have been used by furniture makers for centuries. Simple and graceful, we appreciate these pulls for their problem solving ability. Does your drawer front curve? Rosettes can handle that. Do you have damage surrounding your post holes? Rosette backplates cover damage well, plus they are interchangeable. If you need a larger backplate than the one shown, tell us so we can supply what you need.

Select finish: A, DA, LA, SB or B (+20%)

H-10FB rosette pull with fancy bail
3" boring (with 1" dia. backplates)
3 1/2" boring (with 1 1/8" dia. backplates)

ARE THERE POST HOLES IN YOUR FURNITURE?

To determine the boring, measure the distance from the center of one hole to the center of the other hole.



H-83 stirrup pull
1 5/8" across bow
choose backplate diameter: 1" or 1 1/8"

H-13 matching keyhole escutcheon
choose diameter: 1 1/8" or 1 1/4"

H-46 Sheraton knob
other sizes on page 40
1" diameter, with MSF

H-24 teardrop pull overall size: 1 1/8" x 2 1/4"
with cotter pin fitting or MSF, see page 37
choose cotter pin or MSF

SOME BORINGS ARE IN BOLD TEXT

These borings are the best looking borings in terms of balance and proportion. If you are building new furniture and don't have existing holes, you will want to consider choosing the boring shown in bold.

H-10S rosette pull
1" diameter backplates
borings: 2 1/2", 2 3/4", **3"**

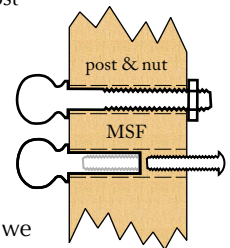
H-10 rosette pull
1 1/8" diameter backplates
borings: 3 1/4", **3 1/2"**
borings: 3 3/4", **4"**

CHOOSE MOUNTING METHOD

Rosette pulls come with an authentic post and nut fitting (1 1/4" long).

We also make a machine screw fitting (MSF) for most drawer pulls. With a MSF, you will not have a nut and post on the inside of the drawer. Please specify MSF when you order.

If your wood is 1" or thicker, order the MSF and tell us your wood thickness so we can provide longer screws.



H-83
1" BACKPLATE

H-10FB
3 1/2"

H-13 1 1/8"

H-46 1"

H-24

H-83
1 1/8" BACKPLATE

H-13 1 1/4"

H-10S

H-10

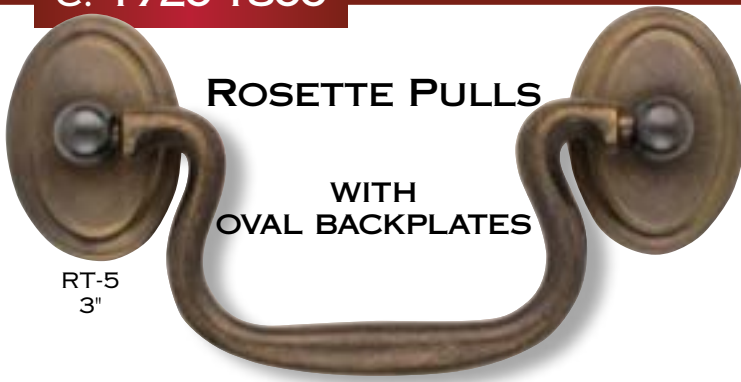
THIS PHOTO IS HALF SIZE

Steve — Keeping it all Working

Steve McGrath is our maintenance man. Since 1994 he's kept this old building and all our machinery going. This is no easy task, our main building has been a factory for over 150 years and some of our specialized machinery dates back nearly 100 years. His days require extraordinary versatility. Steve's duties range from snow removal in the winter, to gardening in the summer; from crucial machine repair to production work. Steve is flexible and is the person to call on for special projects and tasks like hardware displays for this catalog. Outside of work,

Steve's life is full with an active family and making music. Steve plays guitar and sings both solo and with his local blues band, Mixed Signals.





RT-5
3"

ROSETTE PULLS

WITH
OVAL BACKPLATES

Choose from 5 finishes:

- | | | |
|-------------------------|------------------|------------------------|
| LA <i>Light Antique</i> | A <i>Antique</i> | SB <i>Semi-bright</i> |
| DA <i>Dark Antique</i> | | B <i>Bright (+20%)</i> |

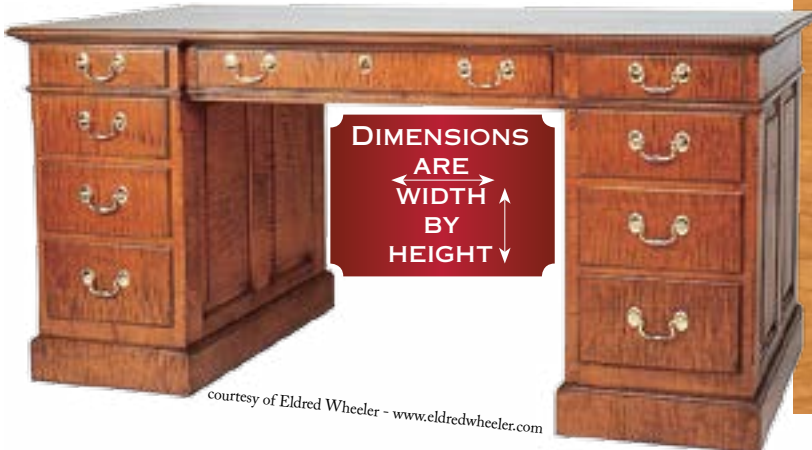

- RT-6** rosette pull *pictured in bright*
backplate: 1" wide x 1³/₈" tall
borings: 2¹/₂", 2³/₄", 3"
- RTE-3** matching horizontal escutcheon *pictured in bright*
1³/₈" wide x 1" tall
- RTE-2** matching vertical escutcheon *pictured in bright*
1" wide x 1³/₈" tall
- RT-5** rosette pull *pictured in antique*
backplate: 1" wide x 1³/₈" tall
borings: 2¹/₂", 2³/₄", 3"
- H-66** matching escutcheon *pictured in antique*
1" wide x 1³/₈" tall

FASTENERS INCLUDED

All hardware is supplied with all the fasteners needed for installation.

- H-31FB** rosette pull with fancy bail *pictured in semi-bright*
backplate: 7/8" wide x 1³/₁₆" tall
3" boring
backplate: 1¹/₈" wide x 1¹/₂" tall
3¹/₂" boring
- H-14** matching keyhole escutcheon *pictured in SB & A*
1¹/₈" wide x 1¹/₂" tall
- H-31S** rosette pull *pictured in antique*
backplate: 7/8" wide x 1³/₁₆" tall
borings: 2¹/₂", 2³/₄", 3"
- H-31** rosette pull *pictured in antique*
backplate: 1¹/₈" wide x 1¹/₂" tall
borings: 3¹/₄", 3¹/₂"
borings: 3³/₄", 4"

THIS PHOTO IS
HALF SIZE



courtesy of Eldred Wheeler - www.eldredwheeler.com



C-602S
A

C-602L
A

**DRAWER PULLS SHOWN
LIFE SIZE**

Drawer pulls are available in *antique (A)*, *dark antique (DA)*, *light antique (LA)*, *semi-bright (SB)* and *bright (B)* brass. Bright brass is hand polished to order. Because it is so labor intensive, it costs 20% more.

C-602S *shown in antique*

plate size: 3¹/₄" x 2¹/₂"

borings: 2¹/₄", 2¹/₂"

C-602SE

matching keyhole escutcheon

C-602L

plate size: 4¹/₈" x 3¹/₄"

borings: 2³/₄", 3"

borings: 3¹/₄"

C-602LE

matching keyhole escutcheon

H-34S

shown in semi-bright

plate size: 3¹/₂" x 2¹/₈"

borings: 2¹/₄", 2¹/₂"

H-34SE

matching keyhole escutcheon

H-34

plate size: 4¹/₄" x 2¹/₂"

borings: 2³/₄", 3"

borings: 3¹/₄"

H-34E

matching keyhole escutcheon



H-34S
SB

H-34
SB

H-17

shown in bright

plate size: 3¹/₄" x 2"

boring: 2¹/₂"

H-17E

matching keyhole escutcheon

H-17L

plate size: 4" x 2¹/₂"

3" boring

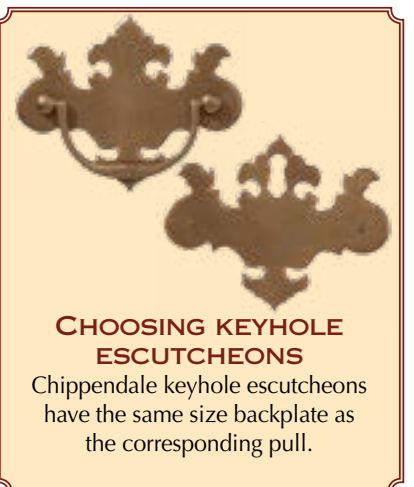
H-17LE

matching keyhole escutcheon



H-17
B

H-17L
B



**CHOOSING KEYHOLE
ESCUTCHEONS**

Chippendale keyhole escutcheons have the same size backplate as the corresponding pull.

H-15S

plate size: 3³/₈" x 1⁷/₈"
2¹/₂" boring

H-15SE

matching keyhole escutcheon

H-15

plate size: 4¹/₈" x 2¹/₄"
borings: 2¹/₂", 3"
borings: 3¹/₄"

H-15E

matching keyhole escutcheon



Swan bails can be substituted for most Chippendale bails at no extra charge.



CB-4

CB-4

plate size: 3¹/₂" x 2¹/₂"
borings: 2¹/₂", 2³/₄"

CB-4E matching escutcheon

WHICH POSTS TO CHOOSE?

Chippendale pulls come with an authentic post and nut fitting (1¹/₄" long). A machine screw fitting (MSF) is available at no extra charge, please specify. The standard machine screw fits 3/4" to 7/8" thick wood. If your wood is 1" or thicker, choose the MSF and tell us about it so we can provide the correct length screw.



MORE CHIPPENDALE PULLS

Check out our web site at
WWW.HORTON-BRASSES.COM

Choose from 5 finishes:

- | | |
|-------------------------|------------------------|
| A <i>Antique</i> | SB <i>Semi-bright</i> |
| DA <i>Dark Antique</i> | B <i>Bright (+20%)</i> |
| LA <i>Light Antique</i> | |

H-19 plate size: 3³/₈" x 1⁷/₈"
borings: 2", 2¹/₂"

H-19E matching escutcheon

H-19L plate size: 3³/₄" x 2¹/₈"
borings: 2³/₄", 3"

H-19LE matching escutcheon

