

Select finish: A, DA, LA, SB or B (+20%)



CH-8

CH-8
plate size: 3 1/2" x 2 1/4"
boring: 2 1/2", 2 3/4", 3"

CH-8E matching escutcheon



CH-6

CH-6 large Chippendale pull overall size: 5 1/8" x 3 1/4"
borings: 3 1/2"

CH-6E matching keyhole escutcheon



NC-600

NC-600 large Chippendale pull overall size: 4 1/2" x 3 1/4"
borings: 3", 3 1/2", 3 3/4"

NC-600E matching keyhole escutcheon

Early Chippendale chests used large, polished brasses because light was at a premium in the 18th century. Windows were small and lighting was by candle or whale-oil lamp. Households used a lot of mirrors and polished surfaces to reflect light. Even picture frames were gilded with gold leaf to enhance reflection.



PC-81

PC-81 large pierced Philadelphia style pull
overall size: 4 3/8" x 3 3/8"
borings: 3", 3 1/2"

PC-81E matching keyhole escutcheon



H-81

H-81 large Philadelphia style pull
overall size: 4 3/8" x 3 3/8"
borings: 3", 3 1/2"

H-81E matching keyhole escutcheon


COTTER PIN PULLS



H-24



H-35



H-115

H-114

PULLS SHOWN
LIFE SIZE

H-115 small pull - overall size: 1⁵/₈" x 2¹/₂"
choose cotter pin or MSF

H-115E matching keyhole

H-114 large pull - overall size: 2³/₈" x 2³/₄"
choose cotter pin or MSF

H-114E matching keyhole

H-24 rosette teardrop pull - overall size: 1¹/₈" x 2¹/₄"
choose cotter pin or MSF

H-35 cast brass flower pull - overall size: 1³/₈" x 2¹/₂"
choose cotter pin or MSF

Select finish:
A (as shown),
DA, LA, SB
or B (+20%)



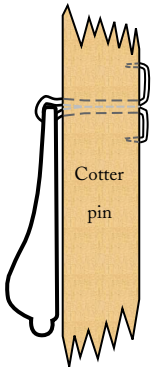
H-92

Early style William & Mary pulls like these are found on pieces dating from 1690. Often these chests had long, turned legs. The pulls have ball-tipped wire bails and are attached with cotter pins.

plate size: 2⁷/₈" x 2", 1¹/₄" boring

H-92

H-92E matching keyhole



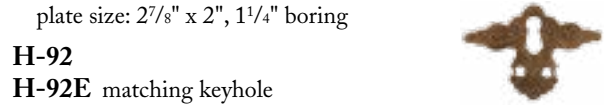
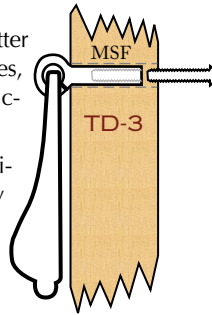
COTTER PIN FITTINGS

In the 1600's, teardrops were mounted with cotter pins. These are tricky to install the first couple times, but very easy with a little practice. There are instructions online, and with each order.

We have created a threaded teardrop which is easier to install. If you prefer a threaded fitting, specify MSF (machine screw fitting) which is illustrated on the right.

The teardrop is available on a machine screw fitting for mounting alone, or on your backplate

TD-3 Choose cotter pin or MSF



BAIL PULLS

HCH-41
overall size: 3¹/₈" x 2"
borings: 2", 2¹/₂"

HCH-41E keyhole escutcheon



HCH-41

LIFE SIZE

Keyhole escutcheons
have the same size



backplate as the
corresponding pull.



HCH-19L

HCH-19L
overall size: 3³/₄" x 2¹/₈"
borings: 2³/₄", 3"

HCH-19LE escutcheon

Queen Anne hand chased brasses date from 1680-1760, and are some of the earliest American hardware. Chasing is placed individually by hand stamping a design with hand made punches.

Our pulls are still chased by hand—each is unique. Chasing patterns are faithful copies of period patterns, and each tool is carefully handmade.



H-3 sunburst
 plate size: 2½" x 2"
 1⅞" boring
 plate size: 3" x 2¼"
 2½" boring

George Hepplewhite was an English cabinetmaker and furniture designer. His style is characterized by inlaid decoration, and light curvilinear forms. His renowned text: *Cabinet-Maker and Upholsterer's Guide*, was published posthumously in 1788.

My great-grandfather Frank Horton made almost every one of these dies and punches. He captured the original designs perfectly.



LIFE SIZE



H-37 convex center
 plate size: 3¾" x 2⅜"
 3" boring
 3¼" boring

H-27 ribbed oval, concave center
 plate size: 3⅝" x 2⅛"
 2¾" boring

H-91 concentric ovals, concave center
 plate size: 2⅞" x 1⅞"
 2¼" boring

H-11 plate size: 4¼" x 2⅛"
 3⅝" boring

H-9
 plate size: 4⅝" x 2¼"
 3" boring

Choose from 5 finishes:

LA <i>Light Antique</i>	A <i>Antique</i>	SB <i>Semi-bright</i>
DA <i>Dark Antique</i>	(as shown)	B <i>Bright (+20%)</i>

**DRAWER PULLS SHOWN
LIFE SIZE**



H-4 wheat & fruit
plate size: 2 1/2" wide x 1 5/16" tall
2" boring



H-1 grape cluster
3" wide x 2 1/4" tall
2 1/2" boring



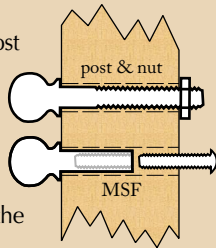
H-29 thistle pattern
plate size: 3 5/16" x 2 1/16"
2 3/4" boring



H-6 acorn & oak leaf
plate size: 3 5/16" wide x 2 1/16" tall
2 5/8" boring
2 3/4" boring

WHICH POSTS TO CHOOSE?

Traditional Hepplewhite pulls come with a post and nut fitting (1 1/4" long). A machine screw fitting (MSF) is available at no extra charge, please specify. The standard machine screw fits 3/4" to 7/8" thick wood. If your wood is 1" or thicker, choose the MSF and tell us about it so we can provide the correct length screw.



H-7
crossed cannon
plate size: 3 5/8" x 2"
3" boring



H-5
flying eagle
plate size: 3" x 2 3/8"
2 1/2" boring



H-2
eagle pattern
plate size: 3 5/8" x 2"
3" boring



2" dia

H-47



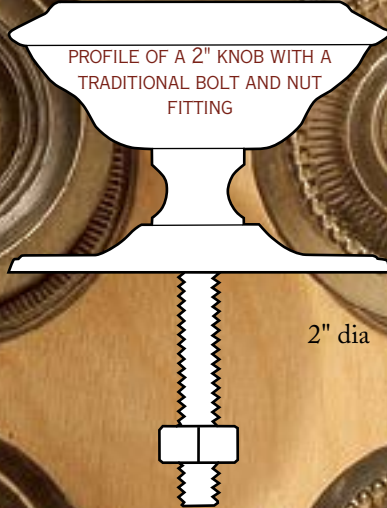
2" dia

H-46



2" dia

H-30



1 1/2" dia

1 1/2" dia., with MSF



1 3/4" dia



1 3/4" dia

Select finish: A (as shown), DA, LA, SB or B (+20%)



1 1/4" dia

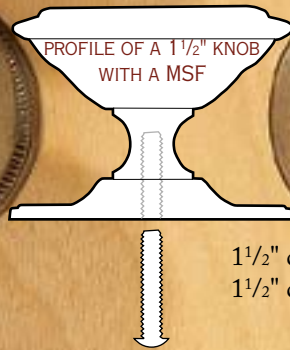
1 1/4" dia., with MSF



1 1/2" dia

1 1/2" dia., with MSF

H-46



1 1/2" dia

1 1/2" dia., with MSF



1" dia

1" dia., with MSF



1 1/4" dia

1 1/4" dia., with MSF

H-30



1" dia

1" dia., with MSF

For antique furniture, the traditional mounting (long bolt with nut) is appropriate. For mounting cabinet sized Sheraton knobs on modern cabinetry, we also offer a machine screw fitting (MSF). Machine screws go from inside the drawer or door and thread into the back of the knob.

Thomas Sheraton (1751-1806) achieved little recognition for his furniture designs during his lifetime. Although a furniture designer by trade, his true happiness came from his writing. His designs live on in his books. *The Cabinet Maker and Upholsterer's Drawing Book* continues to provide inspiration for today's furniture and cabinetmakers.

Sheraton knobs are beautiful and have many applications. Use them on dresser drawers, kitchen cabinets, cupboard doors or bathroom vanities.

Our Sheraton knobs are made just like the originals: stamped from a sheet of solid brass and supplied with a backplate of the same diameter. If you prefer a larger or smaller backplate, please tell us. We will be happy to substitute one for the other; there is no extra charge for this.



H-26 forged ring pull
single boring at top
2" diameter

HARDWARE SHOWN
LIFE SIZE



OCTAGONAL PULLS

Octagonal brasses were commonly used on veneered pieces and appear as early as 1800.

H-44 octagonal pull

plate size: 2¹⁵/₁₆" x 2"
2¹/₄" boring

plate size: 3¹³/₁₆" x 2¹/₄"
2⁷/₈" boring

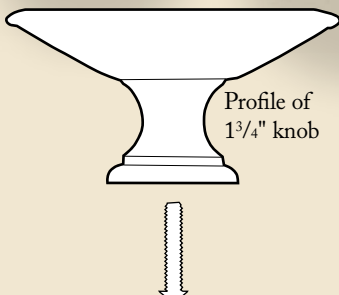
RING PULLS

Ring pulls, which became quite popular during the 1800's, are often seen on servers and chests.

Select finish: A (as shown), DA, LA, SB or B (+20%)



H-32 basketweave ring pull
single boring at top
1³/₈" diameter
2" diameter
2¹/₂" diameter



EMPIRE KNOBS

This Empire knob has exquisite detail – the stamping is breathtaking. Photos just cannot convey the detail. Tiny inscribed lines form roping around the edge, with delicate beading wrapping the lines. These knobs all mount with a machine screw (included).

H-49

- 1" dia.
- 1³/₁₆" dia.
- 1³/₈" dia.
- 1⁹/₁₆" dia.
- 1³/₄" dia.



RING PULLS

RP-3 7/8" diameter ring
A, DA, LA, SB, B(+20%)
SN, PN

RP-4 15/16" diameter ring
A, DA, LA, SB, B(+20%)
SN, PN

RP-5 15/8" diameter ring
A, DA, LA, SB, B(+20%)
SN, PN

RP-6 17/8" diameter ring
A, DA, LA, SB, B(+20%)
SN, PN

OP-2
A

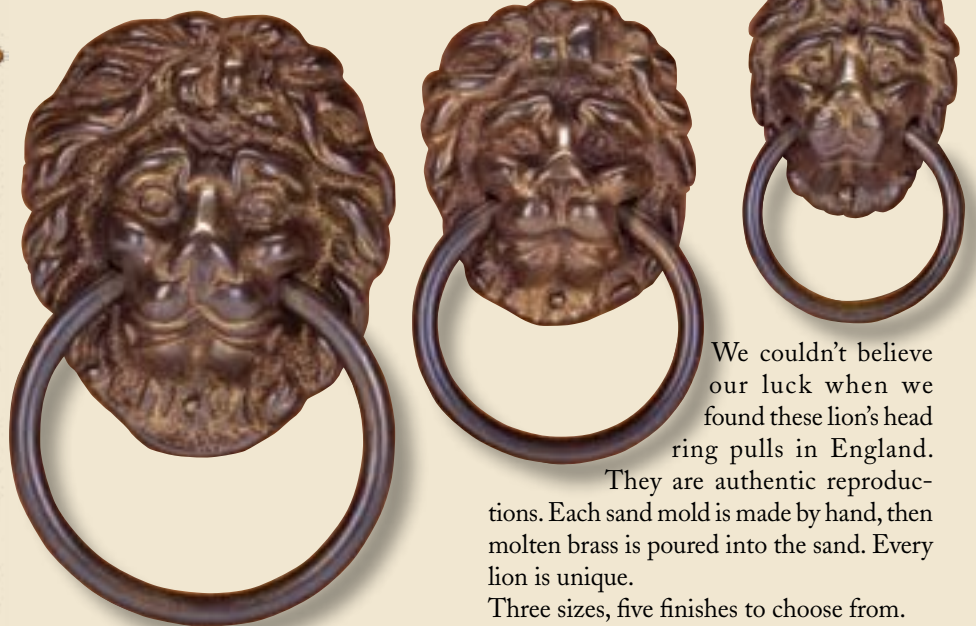
OP-1 - Oval overall size: 1¹⁵/₁₆" x 1⁵/₈"
A, DA, LA, SB, B(+20%)
SN, PN

OP-2 - Oval overall size: 2³/₈" x 1¹⁵/₁₆"
A, DA, LA, SB, B(+20%)
SN, PN

Choose from 7 finishes



LION HEAD RING PULLS



We couldn't believe our luck when we found these lion's head ring pulls in England.

They are authentic reproductions. Each sand mold is made by hand, then molten brass is poured into the sand. Every lion is unique.

Three sizes, five finishes to choose from.

H-76 1" diameter ring
1¹/₂" diameter ring
2" diameter ring

Select finish: A, DA, LA, SB or B (+20%)



VT-11 bail pull
backplate size: 3³/₄" x 7⁷/₈"
3" boring

VT-16 bail pull
backplate size: 4³/₈" x 1¹/₂"
3" boring

K-27 knobs
7⁷/₈" diameter
1¹/₈" diameter

RP-2 ring pull
1¹/₂" diameter ring
1¹/₄" diameter backplate

VT-74 rosette pull
3³/₄" diameter backplate
3" boring



K-27 A

Choose from 5 finishes:

LA *Light Antique*
DA *Dark Antique*

A *Antique*

SB *Semi-bright*
B *Bright (+20%)*

**ALL HARDWARE ON
THIS PAGE SHOWN
LIFE SIZE**



RP-2 A

VT-74 B



VT-10 A

VT-10 bail pull
backplate size: 4¹/₄" x 1¹/₈"
3" boring

VT-27 bail pull
overall size: 4³/₁₆" x 2¹/₄"
3" boring

VT-9 ring pull
overall size: 2⁵/₈" x 3¹/₂"




VT-9 A

VT-27 A



VT-21



VT-21



VT-4



VT-18



VT-15



VT-15

Choose from 5 finishes:

- | | |
|--------------------------|------------------------|
| A <i>Antique</i> (shown) | B <i>Bright</i> (+20%) |
| DA <i>Dark Antique</i> | SB <i>Semi-bright</i> |
| LA <i>Light Antique</i> | |

VT-15 ring pull
shown both vertically and horizontally
ring diameter: 1 1/2"
center boring
backplate size: 4 1/4" x 1 3/4"

VT-18 pull
1" brass knob
center boring
backplate size: 1 3/4" x 1 3/4"

VT-4 ring pull
ring diameter: 1 1/2"
overall size: 1 3/4" x 2 1/4"
center boring
backplate size: 1 3/4" x 1 3/4"

VT-21 pull
shown both vertically and horizontally
1" brass knob in center
center boring
backplate size: 4 1/4" x 1 3/4"

VT-20 drawer pull
overall size: 4 1/4" x 2"
3" boring
backplate size: 4 1/4" x 1 3/4"



VT-20

All of the pulls in this group are embossed with identical strong, angular patterns. Because the pulls, knobs and escutcheons match one another exactly, they can be used together in many combinations. In addition to Victorian & Eastlake furniture, these pulls are often used on contemporary, Southwestern style cabinetry, and Arts & Crafts furniture. For something truly unique—try them in a custom nickel finish.

Arts & Crafts furniture became popular in the early 1900's. Gustav Stickley, William Morris and the Roycrofts changed furniture design radically and that influence continues to this day. Designers moved away from the flamboyance of the Victorian era towards function, durability and strong design. Joinery was often exposed, and oak was the dominant wood. Original hardware was hammered and very dark in color. More popular today than ever, this hardware flies off our shelves.

**Shown in Dark Antique finish.
Other finishes are available by request.**

MS-29 drawer pull
plate size: 3⁷/₈" x 1¹/₈"
3" boring

MS-28 vertical pull with cast drop
plate size: 1¹/₈" x 3⁷/₈"

MS-24 drawer pull
overall size: 3³/₄" x 1⁷/₈"
3" boring

There's more hardware on our web site:
WWW.HORTON-BRASSES.COM

MS-26 ring pull
plate size: 1³/₄" x 3³/₄"
1¹/₂" diameter ring

MS-13 angular ring pull
1⁹/₁₆" x 1⁹/₁₆" backplate
1¹/₂" diameter ring

MS-14 cast drop pull
1¹/₁₆" x 1⁵/₈" backplate
center boring

MS-8 7/8" diameter knob
MS-10 1¹/₈" diameter knob

MS-41 dummy hinge
7¹⁵/₁₆" long x 1⁵/₈"

FASTENERS INCLUDED

All hardware is supplied with all the fasteners needed for installation.



ALL HARDWARE SHOWN LIFE SIZE



AD-4066

Charles Rennie Mackintosh, a Scottish architect/designer/artist, gained recognition in the early part of the 20th century for his unusual use of square patterns combined with sensuous curves. While some consider his work to be in the Arts & Crafts style, others insist he blended Art Nouveau and Modernism. His work included public buildings and private residences and he often developed the furnishings and interior art.

These designs complement Oriental and contemporary furnishings as well as Art Deco and Arts & Crafts homes. Each is a solid, heavy casting, and true to the period.

Select finish: A (as shown), DA, LA, SB or B(+20%)

AD-4066 drop pull
overall size: 4" x 3"

AD-4065 vertical drop pull
overall size: 1½" x 4¼"

AD-4066 and AD-4065 mount with wood screws and require no through holes in the cabinetry.



AD-4064 drawer pull
overall size: 5" x 2½"
27/16" boring

AD-4086 H hinge
17/8" x 27/8"


AD-4084 rosette pull
backplates: 1" x 1¼"
Can accommodate borings of 2¼" through 2¾"
2½" boring



AD-4065



AD-4086



AD-4084



AD-4064

ALL HARDWARE ON THIS PAGE SHOWN LIFE SIZE


HALF MORTISE DRAWER LOCKS



LK-1 drawer lock
overall size: 2" x 1 1/2"
distance to pin: 5/8"
LK-1K additional key

use optional strikeplate **SP-1**
selvedge: 3/8"

Select finish: plain brass (as shown) or B (bright +20%)
LOCKS ARE NOT AVAILABLE IN THE ANTIQUE FINISHES.
To achieve an antiqued look, simply give the brass a coat of stain.
Strike plates are available in all brass finishes.



LK-2 drawer lock
overall size: 2 1/2" x 1 7/8"
distance to pin: 3/4"
LK-2K additional key

use optional strikeplate **SP-1**
selvedge: 7/16"



SP-1

SP-2

STRIKEPLATES

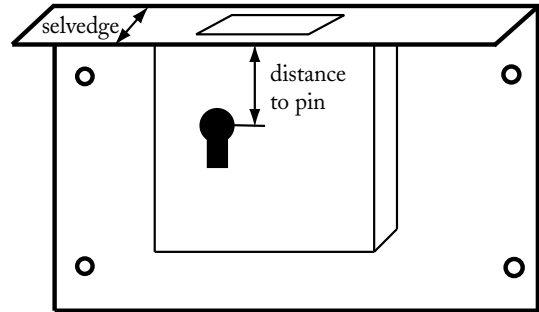
These are optional and help protect the wood from damage from the lock plunger. We recommend strikeplates for new furniture, and old furniture that does not have them. Refer to the locks to select the correct strikeplate.

Strikeplates are available in any brass finish.
SP-1 or SP-2



LK-3 drawer lock
overall size: 3" x 1 7/8"
distance to pin: 3/4"
LK-3K additional key

use optional strikeplate **SP-2**
selvedge: 7/16"



THESE LOCKS SHOWN HALF SIZE

DEEP PIN LOCKS

extruded brass case
ideal for use with large Chippendale escutcheons

Any of these locks can be used on right handed cabinet doors.

LK-4 deep pin lock
overall size: 2 3/4" x 1 7/8"
distance to pin: 1 1/8"
LK-4K additional key

use optional strikeplate **SP-2**
selvedge: 9/16"



LK-4



LK-5

LK-5 deep pin lock
overall size: 3" x 1 7/8"
distance to pin: 1 1/4"
LK-5K additional key

use optional strikeplate **SP-2**
selvedge: 9/16"



Slant front desk locks are on page 31.



THIS PHOTO IS HALF SIZE

Choose from 5 finishes:

A <i>Antique</i>	B <i>Bright (+20%)</i>
DA <i>Dark Antique</i>	SB <i>Semi-bright</i>
LA <i>Light Antique</i>	

INSET ESCUTCHEONS

Inset escutcheons are fitted into a keyhole and lined with brass. Generally used alone, an inset escutcheon provides the simplest approach to cleaning up the jagged wood edges of a keyhole.

H-38 is stamped from thin brass and has a rolled flange that sits on top of the wood's surface. The flange will cover damage, which is especially useful with an old keyhole.
¹³/₁₆" tall

H-39 is made from cast brass and is tapped into the keyhole.
³/₄" tall

FASTENERS INCLUDED
 All hardware is supplied with all the fasteners needed for installation.

ROUND KEYHOLE ESCUTCHEONS

H-13 choose diameter: ¹/₈" or ¹/₄"
BE-2 ¹/₄" diameter
FE-6 ³/₄" diameter

KEYHOLE PULL

This little pull looks like a key, and can be used in a keyhole that has no lock. Supplied with a screw for mounting. Shown in 4 finishes.

H-560 ¹⁷/₁₆" x ³/₄"

OVAL KEYHOLE ESCUTCHEONS

RTE-3 ¹³/₈" x 1"
FE-8 ¹³/₁₆" x ¹³/₄"
H-14 ¹³/₈" x ¹³/₂"
H-66 1" x ¹³/₈"
RTE-2 1" x ¹³/₈"
FE-7 diamond - ⁷/₈" x ¹⁷/₁₆"

FE-5 choose size: ¹/₈" x ¹/₂"
¹/₄" x ¹³/₁₆"
H-117 octagonal - ¹/₁₆" x ¹⁵/₈"
H-25 ¹/₄" x ¹³/₁₆"

VICTORIAN KEYHOLE ESCUTCHEONS

VE-3 ²/₄" x ¹/₈"
VE-2 ¹⁹/₁₆" x ¹³/₁₆"

Amy — Answers for your questions

Do you call us? Then chances are you have spoken with Amy. She has been helping customers since 1992. Amy takes customer inquiries and is a bit of an international shipping expert as well. Amy knows a lot about hardware, and can be very creative when solving a problem. In the 20 years Amy has been with us she has seen one son off to college, and is about to send her second son off to college.





Choose from 5 finishes:

A <i>Antique</i>	B <i>Bright (+20%)</i>
DA <i>Dark Antique</i>	SB <i>Semi-bright</i>
LA <i>Light Antique</i>	

MIRROR & CLOCK ROSETTES

In addition to their original use on mirrors and clocks, rosettes are used to accent picture frames & boxes. Attaches in center with a small brass nail (included).

H-21 rosette *shown in antique brass*
choose diameter: 1", 1 1/4", 1 1/2", 1 3/4", 2"

H-22 rosette *shown in antique brass*
choose diameter: 1 1/4", 1 1/2", 2"

MR-104 rosette ideal for windows and large mirrors
2 5/8" dia.

One of my great-grandfather's first hardware projects was a mirror rosette. His grandmother's mirror was missing a rosette. Being a master diemaker, he made her one (H-21, 1 1/2") and we still use that die today.

This beautiful reproduction was built by Terry and Mary Ann Lutz of the William S. Daisy Company. It is a copy of an original found in upstate New York.

www.wsdaisclocks.com



Steve — The Foundation of the Factory

For 27 years and counting Steve has been the glue in our factory. Steve started as our maintenance man working closely with Jim Horton on projects ranging from roofing to snow plowing to machine repair. In 1994 advancement reared its head and Steve became our permanent shop foreman. Steve's incredible ability to multi-task as maintenance man provided new depth to our foreman position. He rarely forgets a thing - and there is a LOT to remember when your business produces 2000 items in house. Steve balances parts production, inventory levels, machine use, quality and raw materials in ways that other industries could learn from. Added to that very large job description are his people skills. Steve works closely with all of our employees and makes sure that life and work flow seamlessly together. Someday Steve will retire, and it will be a sad day at the brassco.





CP-5

B



H-56

A



H-57

B



H-85

B

ALL HARDWARE ON THIS PAGE SHOWN LIFE SIZE

FINIALS

Select finish:
A, DA, LA, SB or B

CP-5 solid brass turning with wood screw fitting
overall size: 3/4" x 2 1/8"

H-56 Eli Terry turned clock finial
overall size: 1 3/8" x 3 3/8"

H-57 Eli Terry spun clock finial
overall size: 1 1/2" x 3 1/2"

H-85 with 2 1/4" diameter spun ball
overall size: 2 1/4" x 5 1/2"

More finials & clock hardware on our web site:
WWW.HORTON-BRASSES.COM

CLOCK HARDWARE

H-509K overall size: 1/2" x 1 1/2" *shown in antique*
with 3/8" dia. knob

H-509 matching escutcheon

H-121K overall size: 1" x 2 5/8" *shown in semi-bright*
with 5/8" dia. knob

H-121 matching escutcheon

H-552K overall size: 1 3/16" x 4 3/8" *shown in antique*
with 3/4" dia. knob

H-552 matching escutcheon



H-509K

SB

H-552K

H-121K

A

CLOCK HINGES

HDH-2 for grandfather clock hood doors
overall size: 1 1/16" x 1 5/8"



SB

HEADLESS CUT BRADS

Thin flat iron brads for picture frames and furniture.



choose 1" or 1 1/2" - 1/4 lb. bag

BRASS SCREWS

We stock slotted flat head (FH), and round head (RH) brass wood screws in the following sizes and lengths. You may order these screws in either antique, dark antique or plain brass.

Phillips head screws ⊕ are available in select sizes.

#2, #3, #4 bag of 100
#5, #6, #7, #8 bag of 100

Outlines below are actual size.

#2	#3	#4	#5	#6	#7	#8
3/8"RH	3/8"FH	3/8"RH	5/8"FH	5/8"RH	5/8"FH	5/8"FH
3/8"FH	1/2"RH	1/2"FH	3/4"FH⊕	5/8"FH⊕	3/4"FH	3/4"FH
	1/2"FH	5/8"FH⊕	1"FH	3/4"FH⊕		
		3/4"FH⊕		1" FH		

ASSORTED FASTENERS

Brass & steel fasteners: screws, bolts, nuts, escutcheon pins, etc. Sold in a 3" x 4" zip lock plastic bag that weighs about 1 lb.

FLAT HEAD STAINLESS STEEL SCREWS

for use with nickel or chrome hardware

FH#4-SS choose 3/8", 5/8" or 3/4" long

FH#5-SS 3/4" long

FH#6-SS choose 1/2", 5/8" or 3/4" long

bag of 100 (Phillips or slotted)

PYRAMID HEAD BLACK IRON SCREWS

PH-6 #6 PH-7 #7 PH-8 #8



Screw heads are actual size



Black, pyramid head, slotted steel wood screws for iron hardware are available in six lengths.

SOLD IN BAGS OF 10 OR 100

PH-6 5/8" PH-7 3/4" PH-8 1"
PH-8 1 1/4" PH-8 1 1/2" PH-8 2"

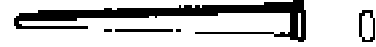
NAIL INFO

In bygone days, nails were never galvanized. Our nails are made like the old ones and they are not galvanized either.

Nails are priced by the pound and by the quarter pound. Full pounds can be combined to receive quantity pricing.
10 lbs deduct 25 cents a pound.
25 lbs deduct 50 cents a pound.


FINE FURNITURE NAILS

Fine Finish: Slender nail, used in furniture repair, cabinet work, casings, batten doors, paneling, & countertops.



N-20 1 1/4" 1 lb bag or 1/4lb bag (348 nails per lb.)
N-5 1 1/2" 1 lb bag or 1/4lb bag (260 nails per lb.)
N-21 2" 1 lb bag or 1/4lb bag (171 nails per lb.)


Headed Brads: round headed brad, used by clockmakers and cabinetmakers.



N-18 1" 1 lb bag or 1/4lb bag (650 nails per lb.)

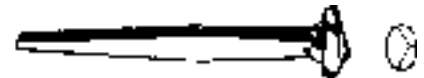
GENERAL WOODWORKING NAILS

Clout or Shingle Nails: Used for shingles, boxes, and crates. Also used in furniture repair, cabinetry, batten doors, and countertops.



N-7 1 1/2" 1 lb bag or 1/4lb bag (213 nails per lb.)

Wrought Head Nails: These nails simulate hand forged nails and are black in color. The head is three sided. Used on batten doors, rough sawn siding, face nailed flooring, and paneling, they are ideal for authentic restorations and antique effects.



N-1 5/8" 1 lb bag or 1/4lb bag (212 nails per lb.)
N-22 1 1/8" 1 lb bag or 1/4lb bag (207 nails per lb.)
N-6 1 1/2" 1 lb bag or 1/4lb bag (132 nails per lb.)
N-9 2 1/4" 1 lb bag or 1/4lb bag (68 nails per lb.)
N-13 2 3/4" 1 lb bag or 1/4lb bag (48 nails per lb.)

Rosehead Clinch Nails: This nail is soft enough to be clinched, if desired. Suitable for face nailing wide board flooring, batten doors, and wooden fences.



N-12 2 1/2" 1 lb bag or 1/4lb bag (88 nails per lb.)