



HAND FORGED HARDWARE



We are very proud of the incredible products our blacksmiths create. Each piece is a museum quality work of art. Each is individually crafted by one of our six blacksmiths.

We keep as much iron hardware as possible in stock at all times; but there are times when demand exceeds the smiths' capacity to keep up. If you are planning a large job, it is always a good idea to notify us of your requirements and timetables.

Because each item is forged one at a time, sizes are approximate. All of our hardware is forged in coal or gas forges and then drawn out and shaped with a hammer and anvil. We use a linseed oil finish, and sometimes wax is added for color, sheen and preservation. This is the traditional method. Hand forged iron will rust when used outside.

Many items are available in three decorative patterns: Heart, Bean, and Ball & Spear. When choosing grips, latch sets, and strap hinges, please specify the pattern you prefer.



courtesy of Diamond Design

CARE AND MAINTENANCE OF EXTERIOR HAND FORGED IRON

Because all of our iron hardware is made using traditional methods, it will rust unless properly maintained.


After exterior iron is installed, coat it thoroughly with either linseed oil and/or wax. It is best to use linseed oil first and then wax a few days later.

Linseed oil will penetrate the iron, but be careful! Rags soaked in linseed oil can self ignite. Follow the directions on the can.

Wax provides a protective coating. Use any good paste wax.

No matter which method you choose, you will want to check the iron and re-coat periodically at the first sign of rust or every 6 months, whichever comes first. After three years, you should have sufficient buildup to last many years.

Live on the ocean? Iron exposed to salt air will rust regardless of treatment. Iron must be painted or powder coated to deter rusting.



These large grips are exact matches to the latch sets, but do not have thumb pieces or a bar set for the opposite side of the door. Great on double doors, gates, and doors where a handle is all that's required. The pair of doors to the left shows these grips along with one of our hasps. This hasp in on page 61.

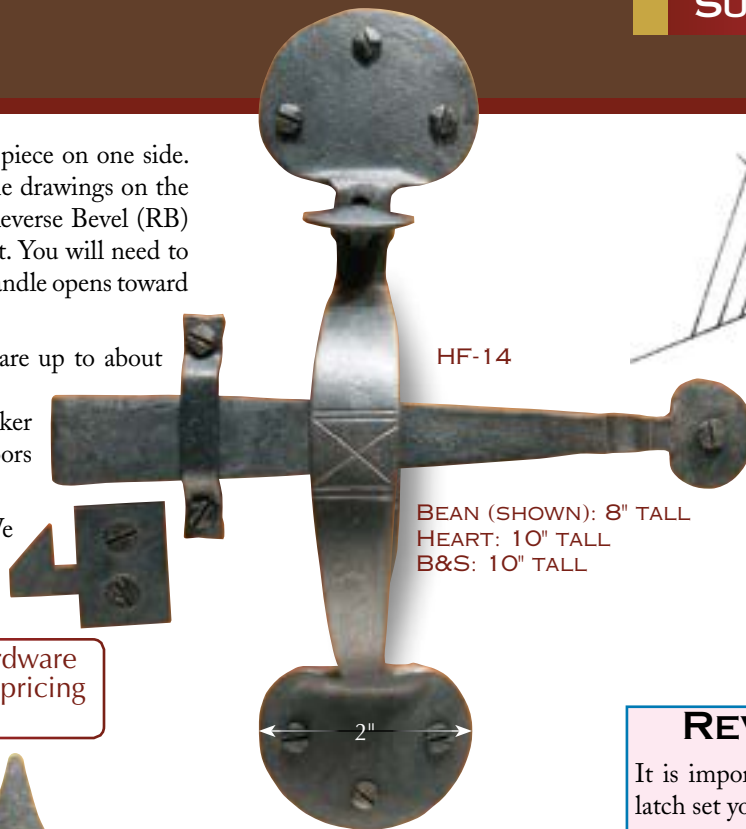
Latch sets have a handle and thumb piece on one side. The other side has the bar set, like the drawings on the right. It is important to read about Reverse Bevel (RB) in order to choose the proper latch set. You will need to know if the side of the door with the handle opens toward you or away from you.

Interior latch sets will fit doors that are up to about 1 1/2" thick.

Exterior latches are larger and for thicker doors. The thumb piece is sized for doors up to about 2 1/4" thick.

Note the door thicknesses listed. We can make you a longer thumb piece if you need one.

Because each piece of iron hardware is made one at a time, quantity pricing is not available.



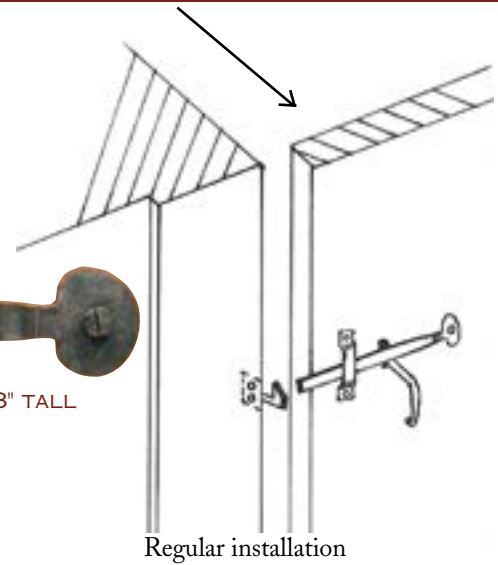
HF-14

BEAN (SHOWN): 8" TALL
HEART: 10" TALL
B&S: 10" TALL

2"

HF-14 interior latch set

Bean
RB Bean
Ball & Spear or Heart
RB Ball & Spear or Heart



Regular installation

REVERSE BEVEL


It is important to determine the type of latch set you need when ordering.

Stand on the side of the door you plan to mount the handle. If the door swings away from you, order the regular **HF-14** or **HF-17**.

If the door swings towards you, then add **RB** to the part number (ex. **HF-17RB**).

Each latch set includes all parts needed including screws and installation instructions. If you need additional screws, you will find them on page 51.

If you have a latch set and just need a few parts, see our web site.



HEART
12 3/4"
TALL

KEEPER

HF-17

REGULAR BAR

HF-17 exterior latch set

Bean
RB Bean
Ball & Spear or Heart
RB Ball & Spear or Heart

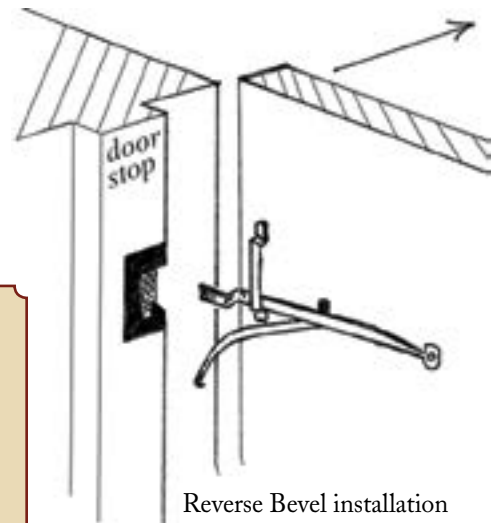
BRACED
DRIVEN
CATCH

3 3/8"



NORFOLK LATCHES

Our blacksmiths also make these beautiful Norfolk latches. You will find several on our web site.



Reverse Bevel installation

FORGED IRON KNOBS

These knobs are actually turned first and then the final finish work is done in a forge. They complement hand forged hinges or grips beautifully.

ROUND TOP

BK-8 1 $\frac{1}{8}$ " dia.

BK-10 1 $\frac{5}{8}$ " dia.

FLAT TOP

BK-1 3/4" dia.

BK-2 1 $\frac{5}{16}$ " dia.

BK-3 1 $\frac{1}{8}$ " dia.

BK-4 1 $\frac{3}{8}$ " dia.



HEART

BEAN

Molly and George Two of our six blacksmiths



Our 6 blacksmiths come from Tennessee, Kentucky, West Virginia, Ohio and Vermont. Four men and two women work from their home shops and communicate with us regularly via email, in spite of the fact that they work with 17th century tools.

Molly and George have their home and forge in the beautiful mountains of West Virginia. True homesteaders, they have built their house beyond the reach of electric and phone utilities. They forge in the traditional manner, with coal, muscle and hand-operated blower. Molly and George make our latch sets, grips, and butterfly hinges.



HF-2 4"

BEAN
HF-2 5"

BALL &
SPEAR

PEWTER KNOBS

These turned pewter knobs look quite distinctive when combined with hand forged black iron hinges. The hues of the gray compliment the hand worked, blackened iron very nicely.

PK-13 1 $\frac{1}{8}$ " diameter

PK-14 1 $\frac{3}{8}$ " diameter

FORGED WIRE PULLS

Mount at almost any angle

These graceful wire pulls are more contemporary in design. The smaller grip is quite nice for small drawers, doors, or boxes. Both pulls can be used mounted at almost any angle.

HF-19 overall size: 1 $\frac{1}{2}$ "

HF-20 overall size: 2 $\frac{7}{8}$ "



Wire pulls shown at HALF size

HF-19

HF-20

IRON GRIPS

Perfect for cabinets

These iron grips look lovely on both painted and natural wood doors and drawers. A 4" grip is a "3 fingered grip" and a 5" grip is a "4 fingered grip." We use the Bean pattern to measure the length. Heart and Ball & Spear grips are a bit longer. 5/8" pyramid head screws are included.

HF-2 hand forged iron grip

Choose pattern:

Bean, Heart, or B&S (Ball & Spear)

Available stock in 4" or 5"



Molly and George making grips in West Virginia

HAND FORGED CABINET HINGES

HF-12
2½" x 3"

HF-12
2" x 2"

HF-12
1½" x 2"

HF-63

HF-60

WROUGHT IRON BUTTERFLY HINGES

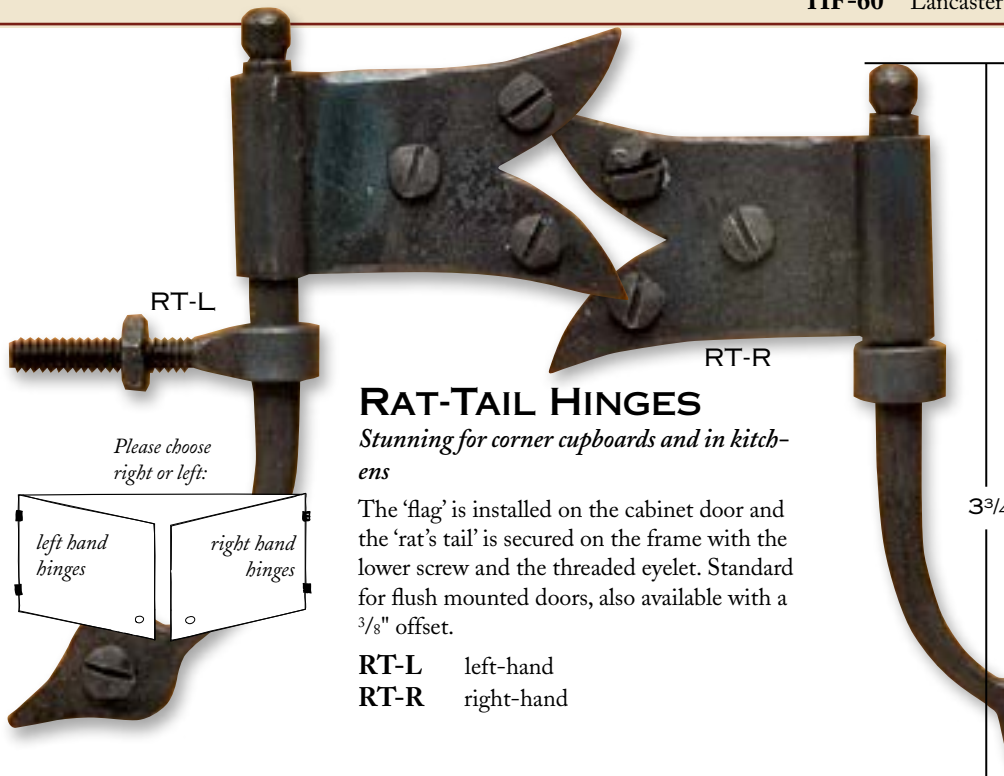
All of these cabinet hinges are for flush mounted (inset) doors. We can make these hinges in non-stock sizes – larger, smaller, heavier, thinner – or we can make them for offset doors. Modifications of stock hinges usually double their cost. See pages 57-63 for door hinges – they are made from thicker material for holding the greater weight of doors.

Butterfly hinges are frequently used on corner cupboards, kitchen cabinets, bible boxes and candle boxes.

HF-12 1½" x 2"
2" x 2"
2½" x 3"

HF-63 early Massachusetts hinge ideal for narrow framing
3" x 1½"

HF-60 Lancaster County hinge 3¾" x 2"



RAT-TAIL HINGES


Stunning for corner cupboards and in kitchens

The 'flag' is installed on the cabinet door and the 'rat's tail' is secured on the frame with the lower screw and the threaded eyelet. Standard for flush mounted doors, also available with a ¾" offset.

RT-L left-hand
RT-R right-hand



compliments of Charles Neil - www.anticquasbuilditdaily.com



HAND FORGED H & HL CABINET HINGES

Perfect for cabinetry, built-ins, and media centers. Hand made in a coal forge, the edges are beveled and the texture and quality of the forge work is very evident. Surface mounted with black pyramid head screws (included). For special sizes or hole configurations, contact Orion.

HF-7 H hinge

Available stock in 3" or 4"

HF-8 HL Hinge

Available stock in 3" or 4"

Terry — Master Smith



Terry is a Tennessee native who has been blacksmithing for more than 20 years. He makes our long strap hinges, H and HL hinges. He is a big part of our ability to undertake such a wide range of custom forging – he translates a customer's vision into a unique, and very solid reality.



HF-30

HAND FORGED CABINET BUTT HINGES

Made from iron about the thickness of a dime, these hinges mount like any butt hinge, and the frame and edge of the door are mortised to fit the thickness of the hinge. Do you have an old cast iron door hinge that is quite thick and has broken? If so, see our larger iron butt hinges.

HF-30 1½" x 2"

HF-32 2" x 2"



HF-32

H & HL INTERIOR DOOR HINGES

H and HL hinges were used on all types of interior doors in colonial homes. Perfectly suited for closet doors, passage doors, and pantry doors, I have even seen them on large media cabinets.

These are fully hand made in a coal forge. The edges are bevelled and the texture and quality of the forge work is very evident. Linseed oil is allowed to penetrate the iron and the resulting color is a natural, dark hue that shows the hand work well.

H & HL hinges are surface mounted with black pyramid head screws, which are included. Special sizes or hole configurations are available.

How does custom work?

We invite custom work. The first step is to call or email Orion to discuss your needs. Orion will give you a price and an actual delivery week! No vague promises or timetables, we schedule every custom job and know exactly when it will be shipped. It is that simple! Orion can be phoned at (800)754-9127 or emailed: orion@horton-brasses.com



HF-7
7"

HF-7 H Hinge *for flush mounted doors*

2³/₈" wide & 6" tall

2⁵/₈" wide & 7" tall



HF-8 HL Hinge *for flush mounted doors*

5¹/₄" wide & 6" tall

6" wide & 7" tall



LARGE BUTT HINGES

Butt hinges were common in the 19th century in two styles: lift off and regular. Made from cast iron, they were heavy and supportive, but very brittle. Over time they cracked and today there are far more broken cast iron hinges than there are intact ones.



To improve on this, we start with strong, commercial, steel hinges; reworked in a coal forge. We add beveled edges, texture and a hand worked finish. The blackened oil finish looks well aged and blends with period furnishings very nicely. Custom sizes and hole placements to match old hinges are available. Please call Orion at (800)754-9127.


Use the search term **HF-34** to view online.

HORTON BRASSES' PRIVACY POLICY

Pure and simple. We do not sell, share or in any way disclose your name, address, telephone number, or any other information about you to anyone for any reason. Period.



HF-8 6"



HAND FORGED STRAP HINGES

HF-9 6" HEART

HF-9 BALL & SPEAR

STRAP HINGES FOR CABINETS

The small straps shown here are for flush mounted (inset) cabinet or cupboard doors. They are *not* for closet or room doors. Door hinges are shown below. Other door hinges are on page 57 and pages 60-63.

These straps can be jamb mounted (mortised into the jamb) or face mounted on the cabinet frame. Screws and instructions are included for both methods of installation.

If you need 3 hinges, order a pair and a half. Pricing for a single hinge is half the pair price.

HF-9
choose Bean, Heart, or Ball & Spear
6" • 8"

HF-9 8" BEAN

FASTENERS INCLUDED

All hardware is supplied with all the fasteners needed for installation.

STRAP HINGES FOR DOORS

for flush mounted doors

HF-15 strap hinges are made from $\frac{3}{16}$ " thick material that is $1\frac{1}{2}$ " wide. Each hinge is drawn out in the traditional way and rolled around a $\frac{1}{4}$ " diameter pin. The butt plate is 3" tall and $2\frac{1}{4}$ " wide (including the barrel) and can be mortised into a door jamb, or surface mounted on the trim or frame surrounding the door.

The usual rule of thumb is that a strap hinge should reach about $\frac{2}{3}$ across the door. We stock 14" hinges (doors up to 22" wide), 20" hinges (doors up to 32" wide) and 24" (doors up to 36" wide). We are happy to make other lengths or configurations.

These hinges are for interior doors of normal weight. If your door is thicker than $1\frac{1}{2}$ " or exceptionally heavy; please see pages 60-63 for other choices.

HF-15



HF-6T

CUPBOARD LATCHES

These small latches are exquisitely detailed and provide the perfect accent for a nice cabinet or early cupboard.

HF-6T hook & eye
great for bathroom or bedroom doors
2 1/2" long


HF-21 mini slide bolt
plate size: 2 7/8" x 1 1/2"

HF-24S mini cupboard latch
3 5/16" bar

HF-24 cupboard latch
6 1/2" bar



HF-21



HF-24S



HF-24



HEART



BALL & SPEAR



BEAN

HF-15 choose strap length and Bean, Heart or Ball & Spear pattern
14" • 20" • 24"



JAMB PINTLES are the strongest pintles and generally used in most situations. The plate of a jamb pintle is mortised into the door frame (jamb) like any butt hinge. It is attached with long screws. Both the mortise and the screws provide excellent strength and holding power. We stock three sizes, one for each of the stock straps. Other sizes can be special ordered.

DRIVEN PINTLES are the method of choice if you are mounting into brick, stone or cement. In existing masonry, a long hole is drilled to accommodate the spike and the spike is cemented into place. Historically, driven pintles were also used in wood. This method is very difficult and driving pintles into wood should only be done by a seasoned professional. We stock 1/2" diameter driven pintles. Other sizes can be special ordered.

SCREW-IN PINTLES often called farmers pintles, are a commonly produced custom pintle configuration. They are similar to the HF-36 driven pintles, but instead of the spike for masonry they have a threaded lag screw end. They can be handy for duplicating the appearance of a driven pintle without the tricky installation. They do have a tendency to rotate once installed so we recommend them for lighter doors only. Please call us to discuss your specific application.

SURFACE PINTLES are for unusual situations like shutters, and are always made to order. Call us to discuss your requirements.

We make custom pintles and straps in many configurations. Feel free to call Orion at (800)754-9127 or email him at orion@horton-brasses.com to discuss your situation. Custom work and special order items generally take 4-6 weeks. It is always wise to call well in advance of your estimated completion date.

PINTLES

HF-37 Jamb mounted pintles
1 1/2" tall pintle to fit 1 1/2" wide straps
1 1/2" wide x 2 1/2" tall x 3/16" thick plate
overall size: 2 1/2" x 2 1/2"
2" blackened flat head screws (provided)

1/2" dia. pintle (*stock item*)

HF-36 Driven pintles
1 1/2" tall pintle to fit 1 1/2" wide straps
4 1/2" long shaft with retention barbs

1/2" dia. pintle (*stock item*)

HF-35 Screw-in pintles
1 1/2" tall pintle to fit 1 1/2" wide straps
2 1/2" long threaded shaft

1/2" dia. pintle (*stock item*)

HF-38 Surface mounted pintles
1 1/2" tall pintle to fit 1 1/2" wide straps
1 1/2" wide x 2 1/2" tall x 3/16" thick plate
2" blackened flat head screws (provided)

1/2" dia. pintle

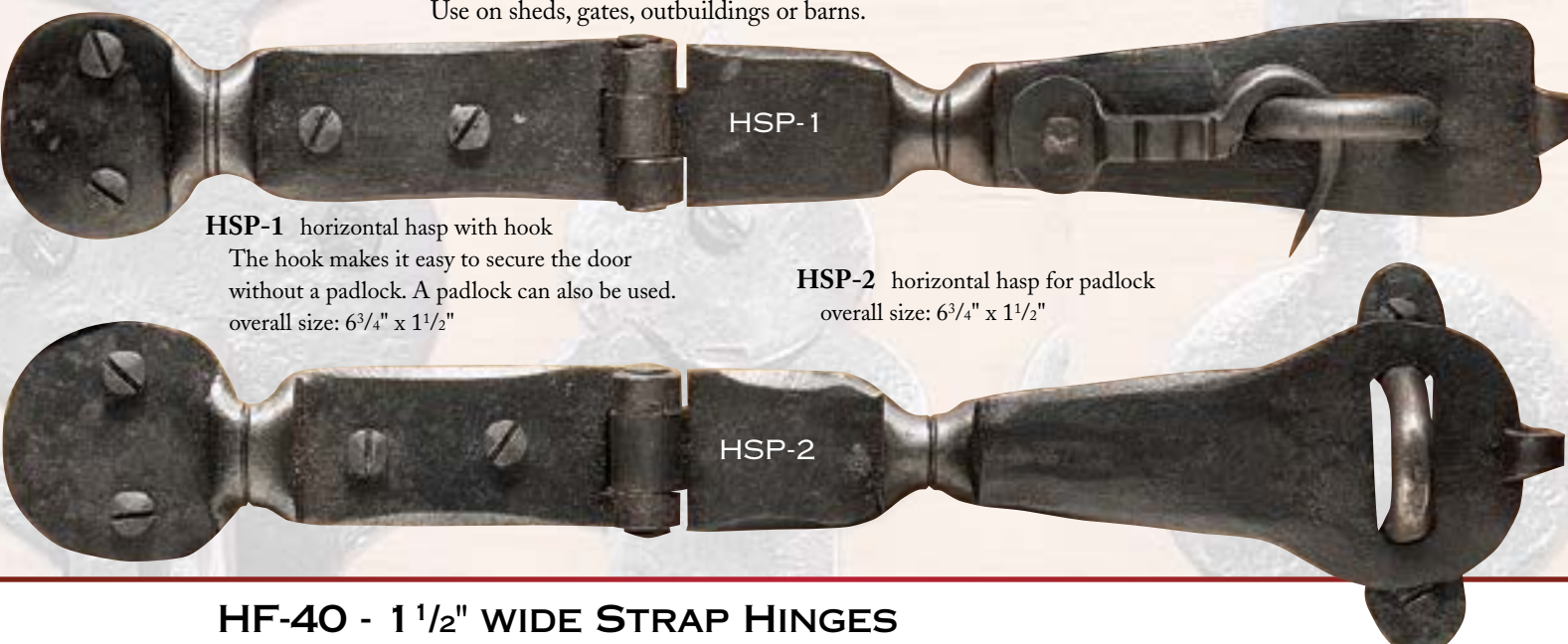


STOCK PINTLE STRAP HINGES

We try to keep straps on hand in 4 lengths, 3 widths, 3 patterns, and 2 thicknesses! That is a lot of stock. Sometimes, no matter how hard we try, we run out. If we are out of stock iron, the wait is usually less than 4 weeks. Special lengths, ends, or pintle sizes can be made up, call us so we can discuss your preferences.

DOOR HASPS

Finely wrought hasps with or without a hook.
Use on sheds, gates, outbuildings or barns.



HSP-1 horizontal hasp with hook

The hook makes it easy to secure the door without a padlock. A padlock can also be used.
overall size: 6³/₄" x 1¹/₂"

HSP-2 horizontal hasp for padlock

overall size: 6³/₄" x 1¹/₂"

HF-40 - 1 1/2" WIDE STRAP HINGES

Long, narrow straps were common in New England. The **HF-40** straps we keep in stock fit doors up to approximately 36" wide and are suitable for interior or exterior applications. See pages 62 & 63 if your door is wider.

Choose from pintle styles on the left hand page and straps below to hang your door. Please tell us the thickness of your door so we can provide the correct screws.

HF-40 straps 3/16" thick x 1 1/2" wide *these straps all fit 1/2" diameter pintles*
Choose length and pattern—Heart, Bean or Ball & Spear

20" long (for doors up to 32" wide)

24" long (for doors up to 36" wide)

IRON RUSTS!

It is very important that you read the maintenance information on page 52 before ordering these hinges.

Other sizes of pintles and straps are available in stock & custom sizes.

See larger stock sizes on page 62 & 63.

HF-41 - 1 1/2" WIDE DUMMY STRAPS

The same strap as our **HF-40** hinges is available without the barrel as a non-functioning decorative hinge. They provide the beauty of a strap hinge on doors that are already hinged or don't need hinges, such as overhead garage doors. Choose from three patterns.

HF-41 24" long dummy straps



Hand Forged Straps & Pintles

IRON RUSTS!

Please see maintenance information on page 52.



$\frac{3}{4}$ " diameter x 2" tall pintle



DO YOU NEED 3 HINGES?

Easy! Order 1½ pair.

$\frac{7}{8}$ " diameter x 2½" tall pintle



STOCK PINTLES

Large, heavy doors need lots of support. The best way to do that is to cut a mortise. Mortised hinges are incredibly strong because they rely on both the screws and the mortise to support the weight of a door while it is opening and closing.

Jamb mounted pintles have a steel plate that is mortised into the jamb. They are no different to install than regular butt hinges and they work just as well. We stock 2 sizes for large doors, but any size can be made up for you.

Most doors can be supported with 2 hinges. Exceptionally tall doors will sometimes use 3 or even 4 hinges. Other times the design of the door is such that 3 hinges look better than 2.

We invite custom work. The first step is to call or email Orion to discuss your needs. Special size pintles and pintle plates as well as straps with special offsets, arches, lengths, and ends can be made for you. Orion will give you a price and a firm delivery date. He can be reached at (800)754-9127 or orion@horton-brasses.com

HF-47 Jamb mounted pintles

plate size: 2½" wide x 4" tall x ¼" thick with 5 holes
2¼" blackened flat head screws (provided)
¾" dia. pintle (stock item)

2" tall pintle to fit 2" wide straps
overall size: 4" x 4"

HF-57 Jamb mounted pintles

plate size: 2½" wide x 4" tall x ¼" thick with 5 holes
2¼" blackened flat head screws (provided)
⅞" dia. pintle (stock item)

2½" tall pintle to fit 2½" wide straps
overall size: 4" x 4"

STRAP HINGE COMPARISON GUIDE

 HF-40
1½" wide x 24" long

 HF-42
2" wide x 28" long

 HF-43
2½" wide x 32" long

HF-43
STRAP
LIFE
SIZE





HEART

STOCK PINTLE STRAPS

Large doors require wider, thicker and longer straps. We stock 2 lengths of straps for large doors.


The straps shown on this page are $\frac{1}{4}$ " thick and suitable for heavy exterior doors. Determine the length you need by calculating $\frac{2}{3}$ the width of your door. Straps should reach at least $\frac{2}{3}$ across. Exceptions can be made, for example dutch doors or hayloft doors can be supported with hinges that reach only $\frac{1}{2}$ way across. If you want either of these hinges without the barrel to use as a dummy hinge let us know for customization.

HF-42 28" long straps fits HF-47 $\frac{3}{4}$ " pintles

suitable for heavy doors up to 42" wide
2" wide x $\frac{1}{4}$ " thick with 5 holes
choose pattern: Heart, Bean or B&S

HF-43 32" long straps fits HF-57 $\frac{7}{8}$ " pintles

suitable for heavy doors up to 48" wide
 $2\frac{1}{2}$ " wide x $\frac{1}{4}$ " thick with 5 holes
choose pattern: Heart, Bean or B&S



BEAN

HF-42



BALL & SPEAR

FASTENERS INCLUDED

All hardware is supplied with all the fasteners needed for installation.

LAGS AND BOLTS

Generally straps as large as these are mounted with either lag screws or carriage bolts (not included). Special lengths and diameters can be ordered.



Lag screw $\frac{1}{4}$ " diameter
choose length: $1\frac{1}{2}$ ", 2", $2\frac{1}{2}$ "




Carriage bolt $\frac{1}{4}$ " diameter
choose length: $2\frac{1}{2}$ " or 3"



BALL & SPEAR

HF-43



HEART



BEAN

BARN DOOR CANE BOLT

Locks top and bottom of doors

When two doors come together without a post in the center of the opening, a cane bolt is needed. Usually the right door latches against the left door. The left door is "fixed" shut by a bolt down into the floor or ground, a bolt up into a timber or both.

The mounting plate is 13" long and the bolt has a 4" throw.

HF-50L lower door

HF-50U for top of door

CUSTOM HAND-FORGED SLIDE BOLTS

Many different gates and doors require slide bolts that are fitted just right. Call or email Orion (800)754-9127 or orion@horton-brasses.com to discuss your specific needs.



HF-18
PROFILE

HF-18

HF-23

SLIDE BOLTS

Bolts for *vertical* use:

HF-23 heavy slide bolt
can be used horizontally or vertically
complete with 2 types of receivers
plate size: $4\frac{5}{8}" \times 1\frac{1}{2}"$

HF-18 cane bolt for French doors
can be used horizontally or vertically
complete with 2 types of receivers
plate size: $4\frac{5}{8}" \times 1\frac{1}{2}"$
overall size: $12\frac{1}{4}" \times 1\frac{1}{2}"$



HF-50L

Bolts shown at HALF size

FASTENERS INCLUDED

All hardware is supplied with all the fasteners needed for installation.

HF-50U

HAND FORGED IRON HOOKS

Our blacksmiths make a wide selection of hooks for you to choose from. Use them for coats, potholders, pans, kitchen utensils-the possibilities are endless.

With twist, screw-in, and S-shaped options, hand-forged iron hooks fulfill various needs and necessities in homes and buildings. Complement a kitchen with lightweight hooks, or finish off a décor project with a sturdy option for supporting a chandelier. Multiple sizes, types, and weights allow you to find a precise fit.

All iron hardware is supplied with pyramid head screws.

- HF-5** heart hook
2" long
inside opening: $\frac{3}{4}$ "
- HF-5H** open heart hook
3½" long, 2" wide heart
inside opening: 1⅛"
- HF-13** drive hooks
4" long
6" long
- HF-3** screw in ceiling hook
4¼" long



FASTENERS INCLUDED

All hardware is supplied with all the fasteners needed for installation.

HF-13 4"

HF-3

HF-4S

Visit our website anytime: www.horton-brasses.com
See our newest products and additional technical information,
place orders, request a catalog, or email us.

HF-4

- HF-16** iron twist hooks
2" long
3" long
4" long

- HF-4** crane hook
Crane hooks are great for hanging bird feeders and wind chimes from gutters and tree limbs.
10" long

- HF-4S** chandelier hooks
6" long

- HF-1** beam hook
1½" long
3", 3½", 4"

HF-1 1½"

HF-1 3"

WE MAKE ORDERING EASY!

HOW TO PLACE YOUR ORDER

Phone us

(800)754-9127 or **(860)635-4400** —You can always reach us Monday through Friday from 8:30 A.M. - 5:00 P.M. east coast time. If we are here after hours, and we often are, we will answer the phone. Our phones are always answered by trained staff. Voicemail answers only if we are all on the phone with customers; and we will get back to you very soon. After hours our answering machine will allow you to leave a message.

Order on-line

<http://www.horton-brasses.com> and you will find our complete catalog. We offer a secure form for ordering. As new items are introduced, they are placed on the web site.

Fax us

Orders may be faxed anytime. **(860)635-6473**.

Mail us

Horton Brasses Inc.
49 Nooks Hill Rd. • Cromwell, CT 06416

PAYMENT

All orders are prepaid, unless you have previously established open account privileges with us. We accept Visa, MasterCard, Discover, American Express, personal checks, business checks, money orders, cash, or direct bank transfer. All payments must be made in US funds. International orders are easily paid for with credit cards or by direct bank transfer. We will be happy to ship your order COD within the United States. Carriers charge a COD fee, which is included in the order total. Please provide your full street address and telephone number because COD orders will be shipped Federal Express or UPS; and not the US Postal Service.

RETURNS

You may return hardware for exchange or refund. Please contact us first, and try to return the hardware within 60 days. If you find that you cannot use the hardware you have ordered, we will issue a full refund of the purchase price (excluding the labor charge for bright finish, and shipping charges). We will be happy to exchange your hardware if there is another product you want to try. If you find an error in your shipment, please let us know. We will correct it immediately at no expense to you. Our hardware is fully guaranteed, and should function perfectly in the years to come. If there is ever a problem, let us know and we will resolve it.

SHIPPING

All orders are shipped promptly, generally within 3 working days. Most orders are shipped within 24 hours. Backorders are extremely rare, and we never make substitutions.

If you have special instructions (leave at back door, yellow house in rear, etc.) be sure to tell us, so the package can be delivered correctly. We generally use UPS, and the US Postal Service.

International addresses:

We primarily use mail for international orders. If you prefer, we can use FedEx or UPS.

We provide all customs documentation including multiple invoice copies, certificates of origin and an SED when required. We try to make your customs clearance as efficient as possible.

QUESTIONS

Ask questions! Every question is important—please do not hesitate to ask us. This company is in business to solve our customers' problems just as much as it is in business to sell hardware. Between us, we have seen hundreds of innovative solutions that our customers have come up with; one might be for a problem just like yours. We can give you specific details about the hardware, and sometimes we can suggest different combinations that may not be in the catalog.

You are welcome to send us photos of hardware you are trying to match. You can send photos by mail or email. Send email to orion@horton-brasses.com (please use jpg format). If we know someone who has what you need, we will give you their name and phone number. We maintain files on suppliers of many different types and styles of hardware.



**HORTON
BRASSES, INC.**

49 Nooks Hill Road
Cromwell, Connecticut 06416
Phone: (800)754-9127 *or* (860)635-4400 Fax: (860)635-6473
email: **orion@horton-brasses.com**

TELEPHONE: () _____ EMAIL: _____

[illegible]

Method of payment

Visa ☐ MasterCard ☐ Check amount _____

Amex ☐ Discover ☐ Exp. date _____

Card # _____ CVV: _____

Billing address of _____
credit card
(if different than above) _____

Name on card _____

Signature _____

Subtotal: _____

20% for BRIGHT: _____
(if applicable)

TOTAL: _____

Ct. Customers Only	
6.35% Ct. Sales Tax:	_____
TOTAL:	_____

WHAT'S NEW INSIDE. . .

LARGE PRECISION HINGES

page 4



LEG CAPS

page 26



DESK INTERIOR KNOBS

page 31



HAND FORGED IRON HOOKS

page 65



ORDERING DETAILS

pages 66-67



**HORTON
BRASSES, INC.**

49 NOOKS HILL ROAD
CROMWELL, CT 06416



~ NICKEL FINISHES ~

All of our brass furniture and cabinet hardware is now available in custom nickel finishes for a one of a kind blend of traditional and modern style.